

# **BOOST BALANCE**

PORCELAIN TILE



GRANITI VICENTIA  
GROUP



## GRANITI VICENTIA BRINGS VALUE TO OUR CUSTOMERS

Graniti Vicentia provides **solutions to create spaces** that support and reflect the individuality, image and brand statement of our customers. We offer a menu of products, services and support to develop your project from the conception to completion.

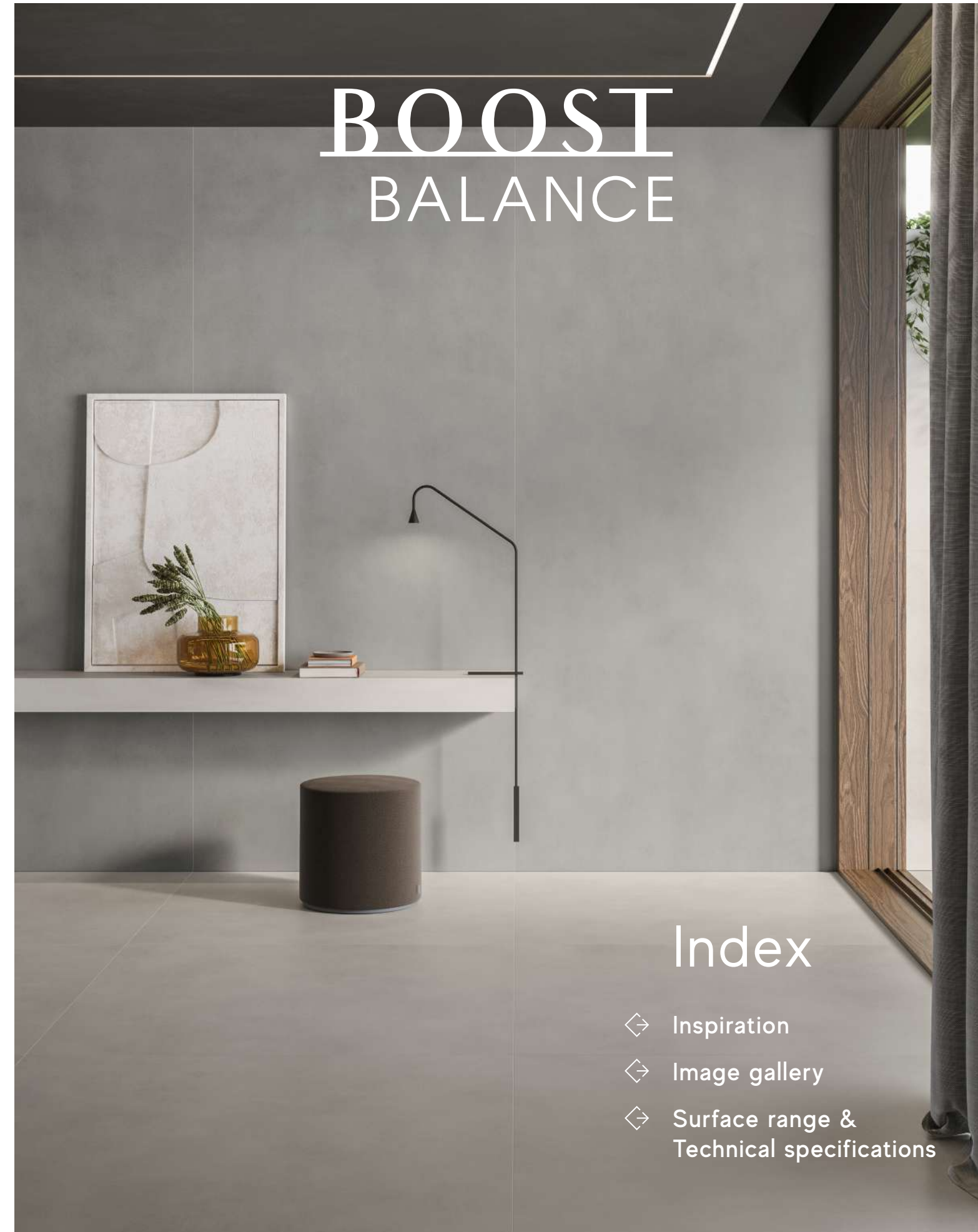
Our approach is based on a collaborative team of professionals who share their knowledge to work on the project, from concept design, to the technical development of product solutions, through installation.

OUR GOAL IS ALWAYS TO EXCEED THE OWNER'S EXPECTATIONS.

---

CONCRETE LOOK

PORCELAIN TILES  
GRES PORCELLANATO  
Grès cérame  
Feinsteinzeug  
Gres porcelánico  
Керамический гранит



# BOOST BALANCE

Index

- ↳ Inspiration
- ↳ Image gallery
- ↳ Surface range & Technical specifications

INDEX



INSPIRATION



IMAGE  
GALLERY



SURFACE  
RANGE &  
TECHNICAL  
SPECS



ENJOY  
THE VIDEO



Shapes of silence.



INDEX




INSPIRATION



IMAGE  
GALLERY



SURFACE  
RANGE &  
TECHNICAL  
SPECS



ENJOY  
THE VIDEO





A neutral palette.



INDEX



INSPIRATION



IMAGE  
GALLERY



SURFACE  
RANGE &  
TECHNICAL  
SPECS



ENJOY  
THE VIDEO





Essential graphic.



INDEX



INSPIRATION



IMAGE GALLERY




SURFACE RANGE & TECHNICAL SPECS



ENJOY THE VIDEO







Matte  
Sensitech



Outdoor  
Sensitech  
± 9 mm Grip  
± 20 mm Outdoor

INDEX



INSPIRATION



IMAGE  
GALLERY



SURFACE  
RANGE &  
TECHNICAL  
SPECS



ENJOY  
THE VIDEO







INDEX



INSPIRATION



IMAGE  
GALLERY



SURFACE  
RANGE &  
TECHNICAL  
SPECS



ENJOY  
THE VIDEO





In&out vocation.

INDEX



INSPIRATION



IMAGE  
GALLERY



SURFACE  
RANGE &  
TECHNICAL  
SPECS



ENJOY  
THE VIDEO





# Image Gallery

↔ Villa In&Out - Moon | Pearl



↔ Home Studio - Pearl | Grey



↔ Private Bathroom - White | Pearl



↔ Attic With Rooftop - Ash | Ivory



↔ Sea Villa - Pearl



↔ Luxury Store - Pure | Pearl



↔ Spa & Pool - Cream



↔ Airport Lounge - Grey | Tarmac



INDEX



INSPIRATION




IMAGE GALLERY



- VILLA IN&OUT
- HOME STUDIO
- PRIVATE BATHROOM
- ATTIC WITH ROOFTOP
- SEA VILLA
- LUXURY STORE
- SPA & POOL
- AIRPORT LOUNGE

SURFACE RANGE & TECHNICAL SPECS



ENJOY THE VIDEO







FLOOR  
**Boost Balance Moon**  
 Matte Sensitech  
 120x120 cm | 47 1/2" x 47 1/2"

WALL  
**Boost Balance Pearl**  
 Matte  
 120x278 cm | 47 1/2" x 109 1/2"

SIDE TABLE | **Contatto**  
**Habitat**  
**Calacatta Meraviglia**  
 Silk  
 70x70 cm | 27 1/2" x 27 1/2"

FURNITURE  
**Atlas Plan**  
**Calacatta Meraviglia**  
 Silk  
 162x324 cm | 63 3/4" x 127 1/2"

INDEX



INSPIRATION



IMAGE GALLERY



VILLA IN&OUT  
 HOME STUDIO  
 PRIVATE BATHROOM  
 ATTIC WITH ROOFTOP  
 SEA VILLA  
 LUXURY STORE  
 SPA & POOL  
 AIRPORT LOUNGE

SURFACE RANGE & TECHNICAL SPECS



ENJOY THE VIDEO







<

FLOOR <b>Boost Balance</b> Moon Matte Sensitech 120x120 cm   47 <sup>1</sup> / <sub>4</sub> "x47 <sup>1</sup> / <sub>4</sub> "	WALL <b>Boost Balance</b> Pearl Matte 120x278 cm   47 <sup>1</sup> / <sub>4</sub> "x109 <sup>1</sup> / <sub>2</sub> "
--	---

^

SIDE TABLE   <b>Contatto</b> <b>Habitat</b> Calacatta Meraviglia Silk 70x70 cm   27 <sup>1</sup> / <sub>2</sub> "x27 <sup>1</sup> / <sub>2</sub> "	FURNITURE <b>Atlas Plan</b> Calacatta Meraviglia Silk 162x324 cm   63 <sup>3</sup> / <sub>4</sub> "x127 <sup>1</sup> / <sub>2</sub> "
--	---

INDEX



INSPIRATION



IMAGE GALLERY



VILLA IN&OUT  
HOME STUDIO  
PRIVATE BATHROOM  
ATTIC WITH ROOFTOP  
SEA VILLA  
LUXURY STORE  
SPA & POOL  
AIRPORT LOUNGE

SURFACE RANGE & TECHNICAL SPECS



ENJOY THE VIDEO







FLOOR  
**Boost Balance**  
 Moon  
 Matte Sensitech  
 120x120 cm | 47 1/4"x47 1/4"

WALL  
**Boost Balance**  
 Pearl  
 Matte  
 120x278 cm | 47 1/4"x109 1/2"

SIDE TABLE | **Contatto**  
 Habitat  
**Calacatta Meraviglia**  
 Silk  
 70x70 cm | 27 1/2"x27 1/2"

INDEX



INSPIRATION



IMAGE GALLERY



- VILLA IN&OUT
- HOME STUDIO
- PRIVATE BATHROOM
- ATTIC WITH ROOFTOP
- SEA VILLA
- LUXURY STORE
- SPA & POOL
- AIRPORT LOUNGE

SURFACE RANGE & TECHNICAL SPECS



ENJOY THE VIDEO







FLOOR  
**Boost Balance**  
 Moon  
 Matte Sensitech  
 120x120 cm | 47<sup>1</sup>/<sub>4</sub>"x47<sup>1</sup>/<sub>4</sub>"

FLOOR - OUTDOOR  
**Boost Balance**  
 Pearl  
 Outdoor Sensitech  $\pm$  20mm  
 120x120 cm | 47<sup>1</sup>/<sub>4</sub>"x47<sup>1</sup>/<sub>4</sub>"

COUNTERTOP  
**Atlas Plan**  
 Calacatta Meraviglia  
 Silk  
 162x324 cm | 63<sup>3</sup>/<sub>4</sub>"x127<sup>1</sup>/<sub>2</sub>"

SIDE TABLE | **Contatto**  
 Habitat  
 Calacatta Meraviglia  
 Silk  
 70x70 cm | 27<sup>1</sup>/<sub>2</sub>"x27<sup>1</sup>/<sub>2</sub>"



INDEX



INSPIRATION



IMAGE GALLERY



VILLA IN&OUT  
 HOME STUDIO  
 PRIVATE BATHROOM  
 ATTIC WITH ROOFTOP  
 SEA VILLA  
 LUXURY STORE  
 SPA & POOL  
 AIRPORT LOUNGE

SURFACE RANGE & TECHNICAL SPECS



ENJOY THE VIDEO







FLOOR  
**Boost Balance Pearl**  
 Outdoor Sensitech 20mm  
 120x120 cm | 47 1/4" x 47 1/4"

WALL  
**Boost Balance Pearl**  
 Matte  
 120x278 cm | 47 1/4" x 109 1/2"

INDEX



INSPIRATION



IMAGE GALLERY



- VILLA IN&OUT
- HOME STUDIO
- PRIVATE BATHROOM
- ATTIC WITH ROOFTOP
- SEA VILLA
- LUXURY STORE
- SPA & POOL
- AIRPORT LOUNGE

SURFACE RANGE & TECHNICAL SPECS



ENJOY THE VIDEO







INDEX



INSPIRATION



IMAGE GALLERY



VILLA IN&OUT  
 HOME STUDIO  
 PRIVATE BATHROOM  
 ATTIC WITH ROOFTOP  
 SEA VILLA  
 LUXURY STORE  
 SPA & POOL  
 AIRPORT LOUNGE

SURFACE  
 RANGE &  
 TECHNICAL  
 SPECS



ENJOY  
 THE VIDEO



FLOOR  
**Boost Balance Pearl**  
 Outdoor Sensitech ± 20mm  
 120x120 cm | 47 1/4" x 47 1/4"

**Boost Balance Pearl**  
 Elemento L Outdoor Sensitech ± 20mm  
 33x120 cm | 13" x 47 1/4"

WALL  
**Boost Balance Pearl**  
 Matte  
 120x278 cm | 47 1/4" x 109 1/2"





FLOOR  
**Boost Balance Pearl**  
 Matte Sensitech  
 120x120 cm | 47<sup>1</sup>/<sub>4</sub>"x47<sup>1</sup>/<sub>4</sub>"

WALL  
**Boost Balance Grey**  
 Matte  
 120x278 cm | 47<sup>1</sup>/<sub>4</sub>"x109<sup>1</sup>/<sub>2</sub>"

**Boost Balance Grey**  
**Mosaico Strings** Matte Sensitech  
 60x120 cm | 23<sup>3</sup>/<sub>8</sub>"x47<sup>1</sup>/<sub>4</sub>"

DINING TABLE | **Incontro 75**  
 Habitat  
**Nero Marquina**  
 Polished  
 100x180 cm | 39<sup>3</sup>/<sub>8</sub>"x70<sup>7</sup>/<sub>8</sub>"

SIDE TABLE | **Contatto**  
 Habitat  
**Nero Marquina**  
 Polished  
 70x70 cm | 27<sup>1</sup>/<sub>2</sub>"x27<sup>1</sup>/<sub>2</sub>"

FURNITURE  
**Atlas Plan**  
**Nero Marquina**  
 Polished  
 162x324 cm | 63<sup>3</sup>/<sub>4</sub>"x127<sup>1</sup>/<sub>2</sub>"

INDEX



INSPIRATION



IMAGE GALLERY



- VILLA IN&OUT
- HOME STUDIO
- PRIVATE BATHROOM
- ATTIC WITH ROOFTOP
- SEA VILLA
- LUXURY STORE
- SPA & POOL
- AIRPORT LOUNGE

SURFACE RANGE & TECHNICAL SPECS



ENJOY THE VIDEO







FLOOR

**Boost Balance Pearl**  
Matte Sensitech  
120x120 cm | 47 1/4" x 47 1/4"

WALL

**Boost Balance Grey**  
Matte  
120x278 cm | 47 1/4" x 109 1/2"

**Boost Balance Grey**  
**Mosaico Strings** Matte Sensitech  
60x120 cm | 23 5/8" x 47 1/4"

DINING TABLE | **Incontro 75**  
**Habitat**

**Nero Marquina**  
Polished  
100x180 cm | 39 3/8" x 70 7/8"

SIDE TABLE | **Contatto**  
**Habitat**

**Nero Marquina**  
Polished  
70x70 cm | 27 1/2" x 27 1/2"

INDEX



INSPIRATION



IMAGE GALLERY



VILLA IN&OUT  
HOME STUDIO

PRIVATE BATHROOM  
ATTIC WITH ROOFTOP  
SEA VILLA  
LUXURY STORE  
SPA & POOL  
AIRPORT LOUNGE

SURFACE RANGE & TECHNICAL SPECS



ENJOY THE VIDEO







FLOOR  
**Boost Balance**  
 Pearl  
 Matte Sensitech  
 120x120 cm | 47<sup>1</sup>/<sub>8</sub>"x47<sup>1</sup>/<sub>8</sub>"

WALL  
**Boost Balance**  
 Grey  
 Matte  
 120x278 cm | 47<sup>1</sup>/<sub>8</sub>"x109<sup>1</sup>/<sub>2</sub>"

**Boost Balance**  
 Grey  
**Mosaico Strings** Matte Sensitech  
 60x120 cm | 23<sup>5</sup>/<sub>8</sub>"x47<sup>1</sup>/<sub>8</sub>"

DINING TABLE | **Incontro 75**  
 Habitat  
**Nero Marquina**  
 Polished  
 100x180 cm | 39<sup>3</sup>/<sub>8</sub>"x70<sup>7</sup>/<sub>8</sub>"

INDEX



INSPIRATION



IMAGE GALLERY



VILLA IN&OUT

HOME STUDIO

PRIVATE BATHROOM

ATTIC WITH ROOFTOP

SEA VILLA

LUXURY STORE

SPA & POOL

AIRPORT LOUNGE

SURFACE RANGE & TECHNICAL SPECS



ENJOY THE VIDEO








FLOOR  
**Boost Balance Pearl**  
 Matte Sensitech  
 120x120 cm | 47<sup>1</sup>/<sub>4</sub>"x47<sup>1</sup>/<sub>4</sub>"

WALL  
**Boost Balance Grey**  
 Matte  
 120x278 cm | 47<sup>1</sup>/<sub>4</sub>"x109<sup>1</sup>/<sub>2</sub>"

SIDE TABLE | **Contatto Habitat**  
**Nero Marquina**  
 Polished  
 ø 45 cm | 17<sup>3</sup>/<sub>4</sub>"


FURNITURE  
**Boost Balance Pearl**  
 Matte  
 120x278 cm | 47<sup>1</sup>/<sub>4</sub>"x109<sup>1</sup>/<sub>2</sub>"


INDEX 

INSPIRATION 

IMAGE GALLERY 

- VILLA IN&OUT
- HOME STUDIO
- PRIVATE BATHROOM
- ATTIC WITH ROOFTOP
- SEA VILLA
- LUXURY STORE
- SPA & POOL
- AIRPORT LOUNGE

SURFACE RANGE & TECHNICAL SPECS 

ENJOY THE VIDEO 





FLOOR  
**Boost Balance White**  
 Matte Sensitech  
 120x120 cm | 47<sup>1</sup>/<sub>4</sub>"x47<sup>1</sup>/<sub>4</sub>"

**Boost Balance White**  
 Grip Sensitech  
 120x120 cm | 47<sup>1</sup>/<sub>4</sub>"x47<sup>1</sup>/<sub>4</sub>"

WALL  
**Boost Balance Pearl**  
 Matte  
 120x278 cm | 47<sup>1</sup>/<sub>4</sub>"x109<sup>1</sup>/<sub>2</sub>"

**Boost Balance Pearl**  
**Mosaico Lock** Matte Sensitech  
 37,4x50,5 cm | 14<sup>3</sup>/<sub>8</sub>"x19<sup>7</sup>/<sub>8</sub>"

SIDE TABLE | **Contatto**  
**Atlas Concorde** **Habitat**  
**Black Lava**  
 Leathered  
 ø 45 cm | 17<sup>1</sup>/<sub>2</sub>"

MASTERTOP  
**Atlas Concorde** **Habitat**  
**Boost Balance Pearl**  
 Matte  
 160x50x12 cm | 63"x19<sup>1</sup>/<sub>8</sub>"x4<sup>3</sup>/<sub>8</sub>"

SHELF  
**Atlas Concorde** **Habitat**  
**Boost Balance Pearl**  
 Matte  
 160x35x5 cm | 63"x13<sup>1</sup>/<sub>8</sub>"x2"

INDEX



INSPIRATION



IMAGE GALLERY



- VILLA IN&OUT
- HOME STUDIO
- PRIVATE BATHROOM**
- ATTIC WITH ROOFTOP
- SEA VILLA
- LUXURY STORE
- SPA & POOL
- AIRPORT LOUNGE

SURFACE RANGE & TECHNICAL SPECS



ENJOY THE VIDEO







FLOOR

**Boost Balance White**  
Matte Sensitech  
120x120 cm | 47<sup>1</sup>/<sub>4</sub>"x47<sup>1</sup>/<sub>4</sub>"

**Boost Balance White**  
Grip Sensitech  
120x120 cm | 47<sup>1</sup>/<sub>4</sub>"x47<sup>1</sup>/<sub>4</sub>"

WALL

**Boost Balance Pearl**  
Matte  
120x278 cm | 47<sup>1</sup>/<sub>4</sub>"x109<sup>1</sup>/<sub>2</sub>"

**Boost Balance Pearl**  
**Mosaico Lock** Matte Sensitech  
37,4x50,5 cm | 14<sup>3</sup>/<sub>4</sub>"x19<sup>7</sup>/<sub>8</sub>"

SIDE TABLE | **Contatto**  
**Habitat**

**Black Lava**  
Leathered  
ø 45 cm | 17<sup>3</sup>/<sub>4</sub>"

MASTERTOP | **Habitat**

**Boost Balance Pearl**  
Matte  
160x50x12 cm | 63"x19<sup>5</sup>/<sub>8</sub>"x4<sup>3</sup>/<sub>4</sub>"

SHELF | **Habitat**  
**Boost Balance Pearl**  
Matte  
160x35x5 cm | 63"x13<sup>3</sup>/<sub>4</sub>"x2"

INDEX



INSPIRATION



IMAGE GALLERY



VILLA IN&OUT  
HOME STUDIO  
PRIVATE BATHROOM  
ATTIC WITH ROOFTOP  
SEA VILLA  
LUXURY STORE  
SPA & POOL  
AIRPORT LOUNGE

SURFACE RANGE & TECHNICAL SPECS



ENJOY THE VIDEO







FLOOR  
**Boost Balance**  
**White**  
 Matte Sensitech  
 120x120 cm | 47<sup>1</sup>/<sub>4</sub>"x47<sup>1</sup>/<sub>4</sub>"

**Boost Balance**  
**White**  
 Grip Sensitech  
 120x120 cm | 47<sup>1</sup>/<sub>4</sub>"x47<sup>1</sup>/<sub>4</sub>"

WALL  
**Boost Balance**  
**Pearl**  
 Matte  
 120x278 cm | 47<sup>1</sup>/<sub>4</sub>"x109<sup>1</sup>/<sub>2</sub>"

**Boost Balance**  
**Pearl**  
**Mosaico Lock** Matte Sensitech  
 37,4x50,5 cm | 14<sup>3</sup>/<sub>4</sub>"x19<sup>1</sup>/<sub>8</sub>"

MASTERTOP  
**Habitat**  
**Boost Balance Pearl**  
 Matte  
 160x50x12 cm | 63"x19<sup>3</sup>/<sub>8</sub>"x4<sup>3</sup>/<sub>4</sub>"

SHELF  
**Habitat**  
**Boost Balance Pearl**  
 Matte  
 160x35x5 cm | 63"x13<sup>3</sup>/<sub>4</sub>"x2"

INDEX



INSPIRATION



IMAGE GALLERY



VILLA IN&OUT  
 HOME STUDIO  
 PRIVATE BATHROOM  
 ATTIC WITH ROOFTOP  
 SEA VILLA  
 LUXURY STORE  
 SPA & POOL  
 AIRPORT LOUNGE

SURFACE RANGE & TECHNICAL SPECS



ENJOY THE VIDEO







WALL  
**Boost Balance Pearl**  
**Mosaico Lock** Matte Sensitech  
 37,4x50,5 cm | 14<sup>3</sup>/<sub>4</sub>"x19<sup>7</sup>/<sub>8</sub>"

INDEX



INSPIRATION



IMAGE GALLERY



- VILLA IN&OUT
- HOME STUDIO
- PRIVATE BATHROOM
- ATTIC WITH ROOFTOP
- SEA VILLA
- LUXURY STORE
- SPA & POOL
- AIRPORT LOUNGE


SURFACE RANGE & TECHNICAL SPECS



ENJOY THE VIDEO







^

FLOOR  
**Boost Balance**  
**White**  
 Matte Sensitech  
 120x120 cm | 47<sup>1</sup>/<sub>4</sub>"x47<sup>1</sup>/<sub>4</sub>"

SIDE TABLE | **Contatto**  
**Habitat**  
**Nero Marquina**  
 Polished  
 ø 70 cm | 27<sup>1</sup>/<sub>2</sub>"

<

FLOOR  
**Boost Balance**  
**White**  
 Matte Sensitech  
 120x120 cm | 47<sup>1</sup>/<sub>4</sub>"x47<sup>1</sup>/<sub>4</sub>"

WALL  
**Boost Balance**  
**Pearl**  
**Mosaico Lock** Matte Sensitech  
 37,4x50,5 cm | 14<sup>3</sup>/<sub>4</sub>"x19<sup>7</sup>/<sub>8</sub>"

SIDE TABLE | **Contatto**  
**Habitat**  
**Black Lava**  
 Leathered  
 ø 45 cm | 17<sup>3</sup>/<sub>4</sub>"

INDEX



INSPIRATION



IMAGE GALLERY



VILLA IN&OUT  
 HOME STUDIO  
 PRIVATE BATHROOM  
 ATTIC WITH ROOFTOP  
 SEA VILLA  
 LUXURY STORE  
 SPA & POOL  
 AIRPORT LOUNGE

SURFACE  
 RANGE &  
 TECHNICAL  
 SPECS



ENJOY THE VIDEO







FLOOR  
**Boost Balance Ash**  
 Velvet  
 120x120 cm | 47<sup>1</sup>/<sub>4</sub>"x47<sup>1</sup>/<sub>4</sub>"

WALL  
**Boost Balance Ivory**  
 Matte  
 120x278 cm | 47<sup>1</sup>/<sub>4</sub>"x109<sup>1</sup>/<sub>2</sub>"

**Boost Balance Ash**  
 Matte  
 120x278 cm | 47<sup>1</sup>/<sub>4</sub>"x109<sup>1</sup>/<sub>2</sub>"

DINING TABLE | **Incontro 75**  
 Habitat

**Precious Brown**  
 Silk  
 100x240 cm | 39<sup>3</sup>/<sub>8</sub>"x94<sup>1</sup>/<sub>2</sub>"

SIDE TABLE | **Contatto**  
 Habitat

**Precious Brown**  
 Silk  
 ø 45 cm | 17<sup>3</sup>/<sub>4</sub>"

FURNITURE  
**Atlas Plan**  
**Precious Brown**  
 Silk  
 162x324 cm | 63<sup>3</sup>/<sub>4</sub>"x127<sup>1</sup>/<sub>2</sub>"

INDEX



INSPIRATION



IMAGE GALLERY



VILLA IN&OUT  
 HOME STUDIO  
 PRIVATE BATHROOM  
 ATTIC WITH ROOFTOP  
 SEA VILLA  
 LUXURY STORE  
 SPA & POOL  
 AIRPORT LOUNGE

SURFACE RANGE & TECHNICAL SPECS



ENJOY THE VIDEO







FLOOR

**Boost Balance Ash**  
Velvet  
120x120 cm | 47<sup>1</sup>/<sub>4</sub>"x47<sup>1</sup>/<sub>4</sub>"

WALL

**Boost Balance Ivory**  
Matte  
120x278 cm | 47<sup>1</sup>/<sub>4</sub>"x109<sup>1</sup>/<sub>2</sub>"

SIDE TABLE | **Contatto**  
**Habitat**

**Precious Brown**  
Silk  
ø 45 cm | 17<sup>3</sup>/<sub>4</sub>"

SIDE TABLE | **Contatto**  
**Habitat**

**Precious Brown**  
Silk  
ø 70 cm | 27<sup>1</sup>/<sub>2</sub>"

FURNITURE

**Atlas Plan**  
**Precious Brown**  
Silk  
162x324 cm | 63<sup>3</sup>/<sub>4</sub>"x127<sup>1</sup>/<sub>2</sub>"

INDEX



INSPIRATION



IMAGE  
GALLERY



VILLA IN&OUT  
HOME STUDIO  
PRIVATE BATHROOM  
ATTIC WITH ROOFTOP  
SEA VILLA  
LUXURY STORE  
SPA & POOL  
AIRPORT LOUNGE

SURFACE  
RANGE &  
TECHNICAL  
SPECS



ENJOY  
THE VIDEO





FLOOR  
**Boost Balance**  
 Ash  
 Velvet  
 120x120 cm | 47<sup>1</sup>/<sub>4</sub>"x47<sup>1</sup>/<sub>4</sub>"

WALL  
**Boost Balance**  
 Ivory  
 Matte  
 120x278 cm | 47<sup>1</sup>/<sub>4</sub>"x109<sup>1</sup>/<sub>2</sub>"

SIDE TABLE | **Contatto**  
**Habitat**  
 Precious Brown  
 Silk  
 ø 70 cm | 27<sup>1</sup>/<sub>2</sub>"



INDEX



INSPIRATION



IMAGE GALLERY



VILLA IN&OUT  
 HOME STUDIO  
 PRIVATE BATHROOM  
 ATTIC WITH ROOFTOP  
 SEA VILLA  
 LUXURY STORE  
 SPA & POOL  
 AIRPORT LOUNGE

SURFACE  
 RANGE &  
 TECHNICAL  
 SPECS



ENJOY  
 THE VIDEO








^  
**FLOOR**  
**Boost Balance**  
 Ash  
 Velvet  
 120x120 cm | 47<sup>1</sup>/<sub>4</sub>"x47<sup>1</sup>/<sub>4</sub>"

**DINING TABLE | Incontro 75**  
**Habitat**  
 Precious Brown  
 Silk  
 100x240 cm | 39<sup>3</sup>/<sub>8</sub>"x94<sup>1</sup>/<sub>2</sub>"

>  
**COUNTERTOP**  
**Atlas Plan**  
 Precious Brown  
 Silk  
 162x324 cm | 63<sup>3</sup>/<sub>4</sub>"x127<sup>1</sup>/<sub>2</sub>"

**Atlas Plan**  
 Boost Balance Ash  
 Matte  
 162x324 cm | 63<sup>3</sup>/<sub>4</sub>"x127<sup>1</sup>/<sub>2</sub>"




INDEX 

INSPIRATION 

IMAGE GALLERY 


- VILLA IN&OUT
- HOME STUDIO
- PRIVATE BATHROOM
- ATTIC WITH ROOFTOP
- SEA VILLA
- LUXURY STORE
- SPA & POOL
- AIRPORT LOUNGE

SURFACE RANGE & TECHNICAL SPECS 

ENJOY THE VIDEO 







INDEX 

INSPIRATION 

IMAGE GALLERY 

VILLA IN&OUT  
 HOME STUDIO  
 PRIVATE BATHROOM  
 ATTIC WITH ROOFTOP  
 SEA VILLA  
 LUXURY STORE  
 SPA & POOL  
 AIRPORT LOUNGE

SURFACE RANGE & TECHNICAL SPECS 

ENJOY THE VIDEO 

FLOOR - OUTDOOR  
**Boost Balance Ash**  
 Outdoor Sensitech  $\pm$  20mm  
 120x120 cm | 47<sup>1</sup>/<sub>4</sub>"x47<sup>1</sup>/<sub>4</sub>"

FLOOR  
**Boost Balance Ash**  
 Velvet  
 120x120 cm | 47<sup>1</sup>/<sub>4</sub>"x47<sup>1</sup>/<sub>4</sub>"

COFFEE TABLE | **Incontro 25**  
**Habitat**  
**Calacatta Meraviglia**  
 Silk  
 90x60 cm | 35<sup>3</sup>/<sub>8</sub>"x23<sup>5</sup>/<sub>8</sub>"

SIDE TABLE | **Contatto**  
**Habitat**  
**Precious Brown**  
 Silk  
 ø 70 cm | 27<sup>1</sup>/<sub>2</sub>"

COUNTERTOP  
**Atlas Plan**  
**Precious Brown**  
 Silk  
 162x324 cm | 63<sup>3</sup>/<sub>4</sub>"x127<sup>1</sup>/<sub>2</sub>"





^  
 FLOOR  
**Boost Balance**  
 Ash  
 Velvet  
 120x120 cm | 47 1/4" x 47 1/4"

SIDE TABLE | **Contatto**  
 Habitat  
**Precious Brown**  
 Silk  
 ø 70 cm | 27 1/2"



>  
 FLOOR  
**Boost Balance**  
 Ash  
 Outdoor Sensitech ± 20mm  
 120x120 cm | 47 1/4" x 47 1/4"

SIDE TABLE | **Contatto**  
 Habitat  
**Precious Brown**  
 Silk  
 ø 70 cm | 27 1/2"

INDEX



INSPIRATION



IMAGE GALLERY



VILLA IN&OUT  
 HOME STUDIO  
 PRIVATE BATHROOM  
 ATTIC WITH ROOFTOP  
 SEA VILLA  
 LUXURY STORE  
 SPA & POOL  
 AIRPORT LOUNGE

SURFACE  
 RANGE &  
 TECHNICAL  
 SPECS



ENJOY THE VIDEO








FLOOR  
**Boost Balance Pearl**  
 Outdoor Sensitech ✕ 20mm  
 120x120 cm | 47 1/4" x 47 1/4"

**Boost Balance Pearl**  
 Round Matte Sensitech ✕ 20mm  
 33x120 cm | 13" x 47 1/4"

**Boost Balance Pearl**  
 Elemento L Outdoor Sensitech ✕ 20mm  
 33x120 cm | 13" x 47 1/4"

INDEX 




INSPIRATION 

IMAGE GALLERY 

- VILLA IN&OUT
- HOME STUDIO
- PRIVATE BATHROOM
- ATTIC WITH ROOFTOP
- SEA VILLA**
- LUXURY STORE
- SPA & POOL
- AIRPORT LOUNGE

SURFACE RANGE & TECHNICAL SPECS 

ENJOY THE VIDEO 





FLOOR  
**Boost Balance**  
**Pearl**  
 Outdoor Sensitech ✂ 20mm  
 120x120 cm | 47<sup>1</sup>/<sub>4</sub>"x47<sup>1</sup>/<sub>4</sub>"

**Boost Balance**  
**Pearl**  
 Elemento L Outdoor Sensitech ✂ 20mm  
 33x120 cm | 13"x47<sup>1</sup>/<sub>4</sub>"

WALL  
**Boost Balance**  
**Pearl**  
 Matte  
 120x278 cm | 47<sup>1</sup>/<sub>4</sub>"x109<sup>1</sup>/<sub>2</sub>"

INDEX



INSPIRATION



IMAGE GALLERY



VILLA IN&OUT  
 HOME STUDIO  
 PRIVATE BATHROOM  
 ATTIC WITH ROOFTOP  
 SEA VILLA  
 LUXURY STORE  
 SPA & POOL  
 AIRPORT LOUNGE

SURFACE RANGE & TECHNICAL SPECS



ENJOY THE VIDEO







FLOOR  
**Boost Balance Pearl**  
 Outdoor Sensitech  $\nabla$  20mm  
 120x120 cm | 47 $\frac{1}{4}$ "x47 $\frac{1}{4}$ "

**Boost Balance Pearl**  
 Round Outdoor Sensitech  $\nabla$  20mm  
 33x120 cm | 13"x47 $\frac{1}{4}$ "

INDEX



INSPIRATION



IMAGE GALLERY



VILLA IN&OUT  
 HOME STUDIO  
 PRIVATE BATHROOM  
 ATTIC WITH ROOFTOP  
 SEA VILLA  
 LUXURY STORE  
 SPA & POOL  
 AIRPORT LOUNGE

SURFACE RANGE & TECHNICAL SPECS



ENJOY THE VIDEO







FLOOR  
**Boost Balance Pure**  
 Matte Sensitech  
 120x120 cm | 47 1/4" x 47 1/4"

WALL  
**Boost Balance Pearl**  
 Matte  
 120x278 cm | 47 1/4" x 109 1/2"

**Boost Balance Pure**  
 Matte  
 120x278 cm | 47 1/4" x 109 1/2"

**Boost Balance Smoke**  
 Matte  
 120x278 cm | 47 1/4" x 109 1/2"

FURNITURE  
**Boost Balance Pure**  
 Matte  
 120x278 cm | 47 1/4" x 109 1/2"

INDEX



INSPIRATION



IMAGE GALLERY



- VILLA IN&OUT
- HOME STUDIO
- PRIVATE BATHROOM
- ATTIC WITH ROOFTOP
- SEA VILLA
- LUXURY STORE**
- SPA & POOL
- AIRPORT LOUNGE

SURFACE RANGE & TECHNICAL SPECS



ENJOY THE VIDEO







FLOOR  
**Boost Balance Pure**  
 Matte Sensitech  
 120x120 cm | 47 1/4" x 47 1/4"

WALL  
**Boost Balance Pearl**  
 Matte  
 120x278 cm | 47 1/4" x 109 1/2"

**Boost Balance Pure**  
 Matte  
 120x278 cm | 47 1/4" x 109 1/2"

**Boost Balance Smoke**  
 Matte  
 120x278 cm | 47 1/4" x 109 1/2"

FURNITURE  
**Boost Balance Pure**  
 Matte  
 120x278 cm | 47 1/4" x 109 1/2"

INDEX



INSPIRATION



IMAGE GALLERY



VILLA IN&OUT  
 HOME STUDIO  
 PRIVATE BATHROOM  
 ATTIC WITH ROOFTOP  
 SEA VILLA  
 LUXURY STORE  
 SPA & POOL  
 AIRPORT LOUNGE

SURFACE  
 RANGE &  
 TECHNICAL  
 SPECS



ENJOY THE VIDEO







INDEX



INSPIRATION



IMAGE GALLERY



VILLA IN&OUT  
HOME STUDIO  
PRIVATE BATHROOM  
ATTIC WITH ROOFTOP  
SEA VILLA

LUXURY STORE  
SPA & POOL  
AIRPORT LOUNGE

SURFACE  
RANGE &  
TECHNICAL  
SPECS



ENJOY  
THE VIDEO



FLOOR  
**Boost Balance Pure**  
Matte Sensitech  
120x120 cm | 47<sup>1</sup>/<sub>4</sub>"x47<sup>1</sup>/<sub>4</sub>"

FURNITURE  
**Boost Balance Pure**  
Matte  
120x278 cm | 47<sup>1</sup>/<sub>4</sub>"x109<sup>1</sup>/<sub>2</sub>"





^  
 FLOOR  
**Boost Balance**  
**Pure**  
 Matte Sensitech  
 120x120 cm | 47<sup>1</sup>/<sub>4</sub>"x47<sup>1</sup>/<sub>4</sub>"

SIDE TABLE | **Contatto**  
**Habitat**  
**Fior di Bosco**  
 Silk  
 ø 70 cm | 27<sup>1</sup>/<sub>2</sub>"

<  
 FLOOR  
**Boost Balance**  
**Pearl**  
 Matte Sensitech  
 120x120 cm | 47<sup>1</sup>/<sub>4</sub>"x47<sup>1</sup>/<sub>4</sub>"

WALL  
**Boost Balance**  
**Pearl**  
 Matte  
 120x278 cm | 47<sup>1</sup>/<sub>4</sub>"x109<sup>1</sup>/<sub>2</sub>"

**Boost Balance**  
**Pure**  
 Matte  
 120x278 cm | 47<sup>1</sup>/<sub>4</sub>"x109<sup>1</sup>/<sub>2</sub>"

FURNITURE  
**Boost Balance**  
**Pure**  
 Matte  
 120x278 cm | 47<sup>1</sup>/<sub>4</sub>"x109<sup>1</sup>/<sub>2</sub>"

INDEX



INSPIRATION



IMAGE GALLERY



VILLA IN&OUT  
 HOME STUDIO  
 PRIVATE BATHROOM  
 ATTIC WITH ROOFTOP  
 SEA VILLA  
 LUXURY STORE  
 SPA & POOL  
 AIRPORT LOUNGE

SURFACE RANGE & TECHNICAL SPECS



ENJOY THE VIDEO







WALL  
**Boost Balance Grey**  
 Outdoor Sensitech 20mm  
 120x120 cm | 47 1/4" x 47 1/4"

INDEX



INSPIRATION



IMAGE GALLERY



VILLA IN&OUT  
 HOME STUDIO  
 PRIVATE BATHROOM  
 ATTIC WITH ROOFTOP  
 SEA VILLA  
 LUXURY STORE  
 SPA & POOL  
 AIRPORT LOUNGE

SURFACE RANGE & TECHNICAL SPECS



ENJOY THE VIDEO







FLOOR  
**Boost Balance Cream**  
 Grip Sensitech  
 120x120 cm | 47 1/4" x 47 1/4"

**Boost Balance Cream**  
 Elemento L Grip Sensitech  
 33x120 cm | 13" x 47 1/4"

WALL  
**Boost Balance Cream**  
 Matte  
 120x278 cm | 47 1/4" x 109 1/2"

FURNITURE  
**Atlas Plan**  
 Precious Brown  
 Silk  
 162x324 cm | 63 3/4" x 127 1/2"

SHELF  
**Habitat**  
 Cream  
 Matte  
 160x35x5 cm | 63" x 13 3/4" x 2"

INDEX



INSPIRATION



IMAGE GALLERY



- VILLA IN&OUT
- HOME STUDIO
- PRIVATE BATHROOM
- ATTIC WITH ROOFTOP
- SEA VILLA
- LUXURY STORE
- SPA & POOL
- AIRPORT LOUNGE

SURFACE RANGE & TECHNICAL SPECS



ENJOY THE VIDEO







FLOOR

**Boost Balance Cream**  
 Grip Sensitech  
 120x120 cm | 47<sup>1</sup>/<sub>4</sub>"x47<sup>1</sup>/<sub>4</sub>"

**Boost Balance Cream**  
 Elemento L Grip Sensitech  
 33x120 cm | 13"x47<sup>1</sup>/<sub>4</sub>"

WALL

**Boost Balance Cream**  
 Matte  
 120x278 cm | 47<sup>1</sup>/<sub>4</sub>"x109<sup>1</sup>/<sub>2</sub>"

FURNITURE

**Atlas Plan**  
**Precious Brown**  
 Silk  
 162x324 cm | 63<sup>3</sup>/<sub>4</sub>"x127<sup>1</sup>/<sub>2</sub>"

SHELF

**Habitat**  
**Cream**  
 Matte  
 160x35x5 cm | 63"x13<sup>3</sup>/<sub>4</sub>"x2"

INDEX



INSPIRATION



IMAGE GALLERY



VILLA IN&OUT  
 HOME STUDIO  
 PRIVATE BATHROOM  
 ATTIC WITH ROOFTOP  
 SEA VILLA  
 LUXURY STORE  
 SPA & POOL  
 AIRPORT LOUNGE

SURFACE RANGE &  
 TECHNICAL  
 SPECS



ENJOY THE VIDEO







^  
 FLOOR  
**Boost Balance**  
**Cream**  
 Matte Sensitech  
 120x120 cm | 47<sup>1</sup>/<sub>4</sub>"x47<sup>1</sup>/<sub>4</sub>"

SIDE TABLE | **Contatto**  
**Habitat**  
**Desert Soul**  
 Polished  
 ø 70 cm | 27<sup>1</sup>/<sub>2</sub>"

>  
 FLOOR  
**Boost Balance**  
**Cream**  
 Grip Sensitech  
 120x120 cm | 47<sup>1</sup>/<sub>4</sub>"x47<sup>1</sup>/<sub>4</sub>"

**Boost Balance**  
**Cream**  
 Elemento L. Grip Sensitech  
 33x120 cm | 13"x47<sup>1</sup>/<sub>4</sub>"

WALL  
**Boost Balance**  
**Cream**  
**Mosaico Strings** Matte Sensitech  
 60x120 cm | 23<sup>5</sup>/<sub>8</sub>"x47<sup>1</sup>/<sub>4</sub>"

FURNITURE  
**Atlas Plan**  
**Precious Brown**  
 Silk  
 162x324 cm | 63<sup>3</sup>/<sub>4</sub>"x127<sup>1</sup>/<sub>2</sub>"



INDEX



INSPIRATION



IMAGE GALLERY



VILLA IN&OUT  
 HOME STUDIO  
 PRIVATE BATHROOM  
 ATTIC WITH ROOFTOP  
 SEA VILLA  
 LUXURY STORE  
 SPA & POOL  
 AIRPORT LOUNGE

SURFACE  
 RANGE &  
 TECHNICAL  
 SPECS



ENJOY  
 THE VIDEO







^  
 FLOOR  
**Marvel Meraviglia**  
**Grigio Elegante Hammered**  
 Matte Sensitech  
 60x120 cm | 23<sup>3</sup>/<sub>8</sub>"x47<sup>1</sup>/<sub>4</sub>"

WALL  
**Boost Balance**  
**Cream**  
 Matte  
 120x278 cm | 47<sup>1</sup>/<sub>4</sub>"x109<sup>1</sup>/<sub>2</sub>"

SINK  
 Twin wall-mounted sink  
**Habitat**  
**Boost Balance Cream**  
 Matte  
 210x50x15 cm | 82<sup>2</sup>/<sub>8</sub>"x19<sup>2</sup>/<sub>8</sub>"x5<sup>7</sup>/<sub>8</sub>"

SHELF  
**Habitat**  
**Boost Balance Cream**  
 Matte  
 210x35x5 cm | 82<sup>2</sup>/<sub>8</sub>"x13<sup>3</sup>/<sub>4</sub>"x2"

<  
 FLOOR  
**Boost Balance**  
**Cream**  
 Matte Sensitech  
 120x120 cm | 47<sup>1</sup>/<sub>4</sub>"x47<sup>1</sup>/<sub>4</sub>"

WALL  
**Boost Balance**  
**Cream**  
 Matte  
 120x278 cm | 47<sup>1</sup>/<sub>4</sub>"x109<sup>1</sup>/<sub>2</sub>"

FURNITURE  
**Atlas Plan**  
**Precious Brown**  
 Silk  
 162x324 cm | 63<sup>3</sup>/<sub>4</sub>"x127<sup>1</sup>/<sub>2</sub>"

SHELF  
**Habitat**  
**Boost Balance Cream**  
 Matte  
 160x35x5 cm | 63"x13<sup>3</sup>/<sub>4</sub>"x2"

INDEX



INSPIRATION



IMAGE GALLERY



VILLA IN&OUT  
 HOME STUDIO  
 PRIVATE BATHROOM  
 ATTIC WITH ROOFTOP  
 SEA VILLA  
 LUXURY STORE  
 SPA & POOL  
 AIRPORT LOUNGE

SURFACE RANGE & TECHNICAL SPECS



ENJOY THE VIDEO







FLOOR  
**Boost Balance Cream**  
 Matte Sensitech  
 120x120 cm | 47<sup>1</sup>/<sub>4</sub>"x47<sup>1</sup>/<sub>4</sub>"

WALL  
**Boost Balance Cream**  
 Matte  
 120x278 cm | 47<sup>1</sup>/<sub>4</sub>"x109<sup>1</sup>/<sub>2</sub>"

FURNITURE  
**Atlas Plan**  
**Precious Brown**  
 Silk  
 162x324 cm | 63<sup>3</sup>/<sub>4</sub>"x127<sup>1</sup>/<sub>2</sub>"

INDEX



INSPIRATION



IMAGE GALLERY



VILLA IN&OUT  
 HOME STUDIO  
 PRIVATE BATHROOM  
 ATTIC WITH ROOFTOP  
 SEA VILLA  
 LUXURY STORE  
 SPA & POOL  
 AIRPORT LOUNGE

SURFACE  
 RANGE &  
 TECHNICAL  
 SPECS



ENJOY  
 THE VIDEO







FLOOR  
**Boost Balance Grey**  
 Matte Sensitech  
 120x120 cm | 47 1/4" x 47 1/2"

WALL  
**Boost Balance Grey**  
 Matte  
 120x278 cm | 47 1/4" x 109 1/2"

**Boost Balance Tarmac**  
 Matte  
 120x278 cm | 47 1/4" x 109 1/2"

DESK  
**Atlas Plan**  
**Calacatta Meraviglia**  
 Silk  
 162x324 cm | 63 3/4" x 127 1/2"

FURNITURE  
**Atlas Plan**  
**Calacatta Meraviglia**  
 Silk  
 162x324 cm | 63 3/4" x 127 1/2"

INDEX



INSPIRATION



IMAGE GALLERY



VILLA IN&OUT  
 HOME STUDIO  
 PRIVATE BATHROOM  
 ATTIC WITH ROOFTOP  
 SEA VILLA  
 LUXURY STORE  
 SPA & POOL  
 AIRPORT LOUNGE

SURFACE RANGE & TECHNICAL SPECS



ENJOY THE VIDEO







FLOOR  
**Boost Balance Grey**  
 Matte Sensitech  
 120x120 cm | 47<sup>1</sup>/<sub>4</sub>"x47<sup>1</sup>/<sub>4</sub>"

WALL  
**Boost Balance Tarmac**  
 Matte  
 120x278 cm | 47<sup>1</sup>/<sub>4</sub>"x109<sup>1</sup>/<sub>2</sub>"

DESK  
**Atlas Plan**  
**Calacatta Meraviglia**  
 Silk  
 162x324 cm | 63<sup>3</sup>/<sub>4</sub>"x127<sup>1</sup>/<sub>2</sub>"

INDEX



INSPIRATION



IMAGE GALLERY



VILLA IN&OUT  
 HOME STUDIO  
 PRIVATE BATHROOM  
 ATTIC WITH ROOFTOP  
 SEA VILLA  
 LUXURY STORE  
 SPA & POOL  
 AIRPORT LOUNGE

SURFACE RANGE & TECHNICAL SPECS



ENJOY THE VIDEO







< INTERNATIONAL DEPARTURES  
 < PRIORITY LANE  
 > FLIGHT CONNECTIONS



**FLOOR**  
**Boost Balance**  
**Grey**  
 Matte Sensitech  
 120x120 cm | 47<sup>1</sup>/<sub>4</sub>"x47<sup>1</sup>/<sub>4</sub>"

**WALL**  
**Boost Balance**  
**Tarmac**  
 Matte  
 120x278 cm | 47<sup>1</sup>/<sub>4</sub>"x109<sup>1</sup>/<sub>2</sub>"

**SIDE TABLE | Contatto**  
**Habitat**  
**Onyx White**  
 Silk  
 ø 70 cm | 27<sup>1</sup>/<sub>2</sub>"

INDEX



INSPIRATION



IMAGE GALLERY



VILLA IN&OUT  
 HOME STUDIO  
 PRIVATE BATHROOM  
 ATTIC WITH ROOFTOP  
 SEA VILLA  
 LUXURY STORE  
 SPA & POOL  
 AIRPORT LOUNGE

**SURFACE**  
**RANGE &**  
**TECHNICAL**  
**SPECS**



ENJOY THE VIDEO







# Surface range & Technical specifications

- ↔ PORCELAIN TILES: A SAFE CHOICE
- ↔ BOOST BALANCE RANGE
- ↔ SENSITECH TECHNOLOGY
- ↔ BOOST WORLD
- ↔ TECHNICAL SPECIFICATIONS

INDEX



INSPIRATION



IMAGE GALLERY



**SURFACE RANGE & TECHNICAL SPECS**



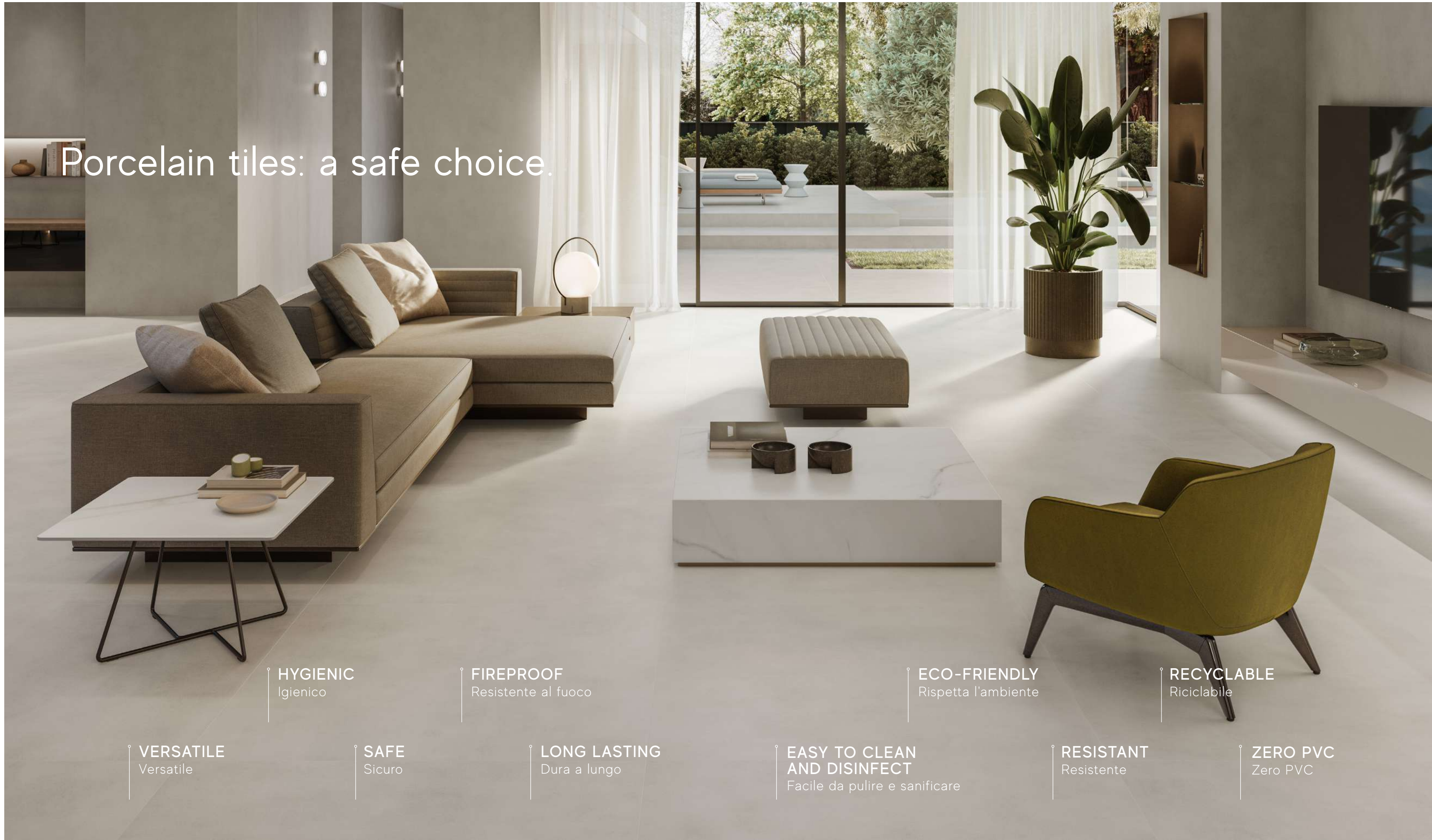
SAFE CHOICE  
COLLECTION RANGE  
SENSITECH TECHNOLOGY  
BOOST WORLD  
TECHNICAL SPECIFICATIONS & CERTIFICATIONS

ENJOY THE VIDEO





# Porcelain tiles: a safe choice.



**VERSATILE**  
Versatile

**HYGIENIC**  
Igienico

**SAFE**  
Sicuro

**FIREPROOF**  
Resistente al fuoco

**LONG LASTING**  
Dura a lungo

**EASY TO CLEAN AND DISINFECT**  
Facile da pulire e sanificare

**ECO-FRIENDLY**  
Rispetta l'ambiente

**RESISTANT**  
Resistente

**RECYCLABLE**  
Riciclabile

**ZERO PVC**  
Zero PVC

INDEX



INSPIRATION



IMAGE GALLERY



**SURFACE RANGE & TECHNICAL SPECS**



SAFE CHOICE  
COLLECTION RANGE  
SENSITECH TECHNOLOGY  
BOOST WORLD  
TECHNICAL SPECIFICATIONS  
& CERTIFICATIONS






ENJOY THE VIDEO





# Porcelain tiles

**PORCELAIN TILES** - Gres Porcellanato - Grès cérame - Feinsteinzeug - Gres porcelánico - Керамический гранит  
**RECTIFIED MONOCALIBER** - Rettificato monocalibro - Rectifié mono-calibre - Geschliffen einkalibrig - Rectificado monocalibre - Ретифицированный в одном калибре

	Pure	Ivory	Cream	Ash	Moon	White	Pearl	Grey	Smoke	Tarmac
 Floor & Wall  Furniture <b>160x320* cm</b> - 63"x126" $\nabla$ 6 mm				Matte						
<b>120x278 cm</b> - 47 <sup>1</sup> / <sub>4</sub> "x109 <sup>1</sup> / <sub>2</sub> " $\nabla$ 6 mm	Matte	Matte	Matte	Matte	Matte	Matte	Matte	Matte	Matte	Matte
<b>120x120 cm</b> - 47 <sup>1</sup> / <sub>4</sub> "x47 <sup>1</sup> / <sub>4</sub> " $\nabla$ 9 mm	Matte Sensitech Velvet	Matte Sensitech Velvet	Matte Sensitech Velvet	Matte Sensitech Velvet	Matte Sensitech Velvet	Matte Sensitech Velvet	Matte Sensitech Velvet	Matte Sensitech Velvet	Matte Sensitech Velvet	Matte Sensitech Velvet
<b>60x120 cm</b> - 23 <sup>5</sup> / <sub>8</sub> "x47 <sup>1</sup> / <sub>4</sub> " $\nabla$ 6 mm		Matte Sensitech		Matte Sensitech		Matte Sensitech	Matte Sensitech			
<b>60x120 cm</b> - 23 <sup>5</sup> / <sub>8</sub> "x47 <sup>1</sup> / <sub>4</sub> " $\nabla$ 9 mm	Matte Sensitech Velvet	Matte Sensitech Velvet	Matte Sensitech Velvet	Matte Sensitech Velvet	Matte Sensitech Velvet	Matte Sensitech Velvet	Matte Sensitech Velvet	Matte Sensitech Velvet	Matte Sensitech Velvet	Matte Sensitech Velvet
<b>75x75 cm</b> - 29 <sup>1</sup> / <sub>2</sub> "x29 <sup>1</sup> / <sub>2</sub> " $\nabla$ 9 mm	Matte Sensitech	Matte Sensitech	Matte Sensitech	Matte Sensitech	Matte Sensitech	Matte Sensitech	Matte Sensitech	Matte Sensitech	Matte Sensitech	Matte Sensitech
<b>60x60 cm</b> - 23 <sup>5</sup> / <sub>8</sub> "x23 <sup>5</sup> / <sub>8</sub> " $\nabla$ 9 mm	Matte Sensitech	Matte Sensitech	Matte Sensitech	Matte Sensitech	Matte Sensitech	Matte Sensitech	Matte Sensitech	Matte Sensitech	Matte Sensitech	Matte Sensitech
<b>30x60 cm</b> - 11 <sup>3</sup> / <sub>4</sub> "x23 <sup>5</sup> / <sub>8</sub> " $\nabla$ 9 mm	Matte Sensitech	Matte Sensitech	Matte Sensitech	Matte Sensitech	Matte Sensitech	Matte Sensitech	Matte Sensitech	Matte Sensitech	Matte Sensitech	Matte Sensitech
 Outdoor <b>120x120 cm</b> - 47 <sup>1</sup> / <sub>4</sub> "x47 <sup>1</sup> / <sub>4</sub> " $\nabla$ 9 mm	Grip Sensitech	Grip Sensitech	Grip Sensitech	Grip Sensitech	Grip Sensitech	Grip Sensitech	Grip Sensitech	Grip Sensitech	Grip Sensitech	Grip Sensitech
<b>120x120 cm</b> - 47 <sup>1</sup> / <sub>4</sub> "x47 <sup>1</sup> / <sub>4</sub> " $\nabla$ 20 mm				Outdoor Sensitech		Outdoor Sensitech	Outdoor Sensitech	Outdoor Sensitech		
<b>60x120 cm</b> - 23 <sup>5</sup> / <sub>8</sub> "x47 <sup>1</sup> / <sub>4</sub> " $\nabla$ 20 mm				Outdoor Sensitech		Outdoor Sensitech	Outdoor Sensitech	Outdoor Sensitech		
<b>60x60 cm</b> - 23 <sup>5</sup> / <sub>8</sub> "x23 <sup>5</sup> / <sub>8</sub> " $\nabla$ 20 mm				Outdoor Sensitech		Outdoor Sensitech	Outdoor Sensitech	Outdoor Sensitech		
 Countertops  Furniture <b>162x324* cm</b> - 63 <sup>3</sup> / <sub>4</sub> "x127 <sup>1</sup> / <sub>2</sub> " $\nabla$ 12 mm > Non rectified Non rettificato * Atlas Plan				Matte						

## Sensitech

pag.105

Sensitech, the porcelain tile surface made using a production method patented in Italy that combines superior slip-resistance with an unprecedented tactile softness, guaranteeing ease of cleaning and maintenance.

Sensitech, la superficie in gres porcellanato realizzata con metodo produttivo brevettato in Italia, che associa elevate prestazioni di resistenza allo scivolamento ad un'inedita morbidezza tattile, garantendo facilità di pulizia e manutenzione.

## Velvtech

Velvtech, the new porcelain tile surface developed by [Atlas Concreto](#) with patent pending in Italy. Velvtech, la nuova superficie in gres porcellanato sviluppata da [Atlas Concreto](#) con brevetto depositato in Italia.

**Note on Velvet surface finish** / Nota sulla finitura Velvet

The Velvet surface replicates the effect of polished concrete. It has a velvety touch and semi-opaque highlights. The natural character of the surface is highlighted by areas of different opacity perceptible in oblique or reflected light. Suitable for residential or low-traffic commercial floors, where no anti-slip performance is required. If the product is in direct contact with the outdoors, solutions that absorb moisture and dirt must be used to prevent scratching. La superficie Velvet replica l'effetto di un cemento lucidato. Si distingue per la mano vellutata e per i riflessi semi-opachi. La naturalezza della superficie è evidenziata da zone di diversa opacità percettibili in luce radente o riflessa. Indicata per pavimenti residenziali o commerciali poco sollecitati, laddove non siano richieste prestazioni antiscivolo. Se il prodotto è a diretto contatto con l'esterno, prevedere dei dispositivi di assorbimento dell'umidità e dello sporco per prevenire la formazione di graffi.

### Destination of use

**M** Matte  $\nabla$  6 mm  
 Matte Sensitech  $\nabla$  6 mm  
 Heavy Traffic Velvet  $\nabla$  9 mm

**H** Matte Sensitech  $\nabla$  9 mm  
 Grip Sensitech  $\nabla$  9 mm  
 Outdoor Sensitech  $\nabla$  20 mm

### Anti-slip

**R9 A** Matte  $\nabla$  6 mm  
**R10 B** Matte Sensitech  $\nabla$  9 mm-6 mm  
**R11 C** Grip Sensitech  $\nabla$  9 mm  
**R11 C** Outdoor Sensitech  $\nabla$  20 mm

### Color-shading

**V2 Slight Variation**  
 All colors



PURE

IVORY

CREAM

ASH

MOON

WHITE

PEARL

GREY

SMOKE

TARMAC

INDEX



INSPIRATION



IMAGE GALLERY



SURFACE RANGE & TECHNICAL SPECS



SAFE CHOICE  
 COLLECTION RANGE  
 SENSITECH TECHNOLOGY  
 BOOST WORLD  
 TECHNICAL SPECIFICATIONS  
 & CERTIFICATIONS

ENJOY THE VIDEO





# Matte

## Sensitech

Thanks to Sensitech technology, Matte surfaces combine the matte effect with high anti-slip performance and easy cleaning. | Grazie alla tecnologia Sensitech, le superfici Matte coniugano l'effetto opaco a prestazioni anti-scivolo elevate e a un'elevata pulibilità.



# Outdoor

## Sensitech

± 9 mm Matte  
± 20 mm Outdoor


Outdoors, the grip finish and increased thickness with Sensitech technology ensure projects with maximum continuity both indoors and out. | In esterno, la finitura grip e lo spessore maggiorato con tecnologia Sensitech garantiscono progetti all'insegna della massima continuità in&out.



# Velvet

## Velvtech

With its soft touch and semi-opaque silky highlights, the Velvet finish replicates the effect of polished concrete. The natural character of the surface is highlighted by areas of different opacity and tiny nicks that become perceptible in reflected light. | La finitura Velvet, dalla mano vellutata e i riflessi setosi semi-opachi, replica l'effetto di un cemento lucidato. La naturalezza della superficie è evidenziata da zone di diversa opacità e minuscole scalfitture percettibili in luce riflessa.



INDEX



INSPIRATION



IMAGE GALLERY



SURFACE RANGE & TECHNICAL SPECS



SAFE CHOICE  
COLLECTION RANGE  
SENSITECH TECHNOLOGY  
BOOST WORLD  
TECHNICAL SPECIFICATIONS  
& CERTIFICATIONS

ENJOY THE VIDEO





# Decors



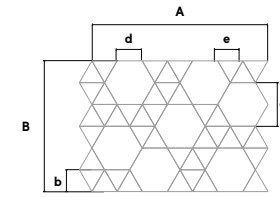
Boost Balance Pure  
Mosaico Lock Matte [Sensitech](#)  
37,4x50,5 cm - 14<sup>3</sup>/<sub>4</sub>"x19<sup>7</sup>/<sub>8</sub>"




Boost Balance Ivory  
Mosaico Lock Matte [Sensitech](#)  
37,4x50,5 cm - 14<sup>3</sup>/<sub>4</sub>"x19<sup>7</sup>/<sub>8</sub>"




Boost Balance Cream  
Mosaico Lock Matte [Sensitech](#)  
37,4x50,5 cm - 14<sup>3</sup>/<sub>4</sub>"x19<sup>7</sup>/<sub>8</sub>"




- A** 50,5 cm - 19<sup>7</sup>/<sub>8</sub>"
- B** 37,4 cm - 15<sup>1</sup>/<sub>4</sub>"
- b** 6 cm - 2<sup>1</sup>/<sub>8</sub>"
- c** 12,3 cm - 4<sup>7</sup>/<sub>8</sub>"
- d** 7,1 cm - 2<sup>7</sup>/<sub>8</sub>"
- e** 6,8 cm - 2<sup>5</sup>/<sub>8</sub>"




Boost Balance Pure  
Mosaico Matte [Sensitech](#)  
30x30 cm - 11<sup>3</sup>/<sub>4</sub>"x11<sup>3</sup>/<sub>4</sub>"



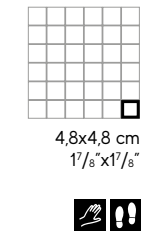
Boost Balance Ivory  
Mosaico Matte [Sensitech](#)  
30x30 cm - 11<sup>3</sup>/<sub>4</sub>"x11<sup>3</sup>/<sub>4</sub>"



Boost Balance Cream  
Mosaico Matte [Sensitech](#)  
30x30 cm - 11<sup>3</sup>/<sub>4</sub>"x11<sup>3</sup>/<sub>4</sub>"



Boost Balance Ash  
Mosaico Matte [Sensitech](#)  
30x30 cm - 11<sup>3</sup>/<sub>4</sub>"x11<sup>3</sup>/<sub>4</sub>"



4,8x4,8 cm  
1<sup>1</sup>/<sub>8</sub>"x1<sup>1</sup>/<sub>8</sub>"




Boost Balance Ash  
Mosaico Lock Matte [Sensitech](#)  
37,4x50,5 cm - 14<sup>3</sup>/<sub>4</sub>"x19<sup>7</sup>/<sub>8</sub>"




Boost Balance Moon  
Mosaico Lock Matte [Sensitech](#)  
37,4x50,5 cm - 14<sup>3</sup>/<sub>4</sub>"x19<sup>7</sup>/<sub>8</sub>"




Boost Balance White  
Mosaico Lock Matte [Sensitech](#)  
37,4x50,5 cm - 14<sup>3</sup>/<sub>4</sub>"x19<sup>7</sup>/<sub>8</sub>"




Boost Balance Moon  
Mosaico Matte [Sensitech](#)  
30x30 cm - 11<sup>3</sup>/<sub>4</sub>"x11<sup>3</sup>/<sub>4</sub>"



Boost Balance White  
Mosaico Matte [Sensitech](#)  
30x30 cm - 11<sup>3</sup>/<sub>4</sub>"x11<sup>3</sup>/<sub>4</sub>"




Boost Balance Pearl  
Mosaico Matte [Sensitech](#)  
30x30 cm - 11<sup>3</sup>/<sub>4</sub>"x11<sup>3</sup>/<sub>4</sub>"



Boost Balance Grey  
Mosaico Matte [Sensitech](#)  
30x30 cm - 11<sup>3</sup>/<sub>4</sub>"x11<sup>3</sup>/<sub>4</sub>"




Boost Balance Pearl  
Mosaico Lock Matte [Sensitech](#)  
37,4x50,5 cm - 14<sup>3</sup>/<sub>4</sub>"x19<sup>7</sup>/<sub>8</sub>"




Boost Balance Grey  
Mosaico Lock Matte [Sensitech](#)  
37,4x50,5 cm - 14<sup>3</sup>/<sub>4</sub>"x19<sup>7</sup>/<sub>8</sub>"



Boost Balance Smoke  
Mosaico Lock Matte [Sensitech](#)  
37,4x50,5 cm - 14<sup>3</sup>/<sub>4</sub>"x19<sup>7</sup>/<sub>8</sub>"



Boost Balance Smoke  
Mosaico Matte [Sensitech](#)  
30x30 cm - 11<sup>3</sup>/<sub>4</sub>"x11<sup>3</sup>/<sub>4</sub>"



Boost Balance Tarmac  
Mosaico Matte [Sensitech](#)  
30x30 cm - 11<sup>3</sup>/<sub>4</sub>"x11<sup>3</sup>/<sub>4</sub>"



Boost Balance Tarmac  
Mosaico Lock Matte [Sensitech](#)  
37,4x50,5 cm - 14<sup>3</sup>/<sub>4</sub>"x19<sup>7</sup>/<sub>8</sub>"

INDEX



INSPIRATION



IMAGE GALLERY



SURFACE RANGE & TECHNICAL SPECS




SAFE CHOICE  
COLLECTION RANGE  
SENSITECH TECHNOLOGY  
BOOST WORLD  
TECHNICAL SPECIFICATIONS  
& CERTIFICATIONS

ENJOY THE VIDEO






# Decors




Boost Balance Pure Mosaico Strings <sup>(1)</sup> available in Matte [Sensitech](#) and Velvet finish  
60x120 cm - 23<sup>5</sup>/<sub>8</sub>"x47<sup>1</sup>/<sub>4</sub>"




Boost Balance Ivory Mosaico Strings <sup>(1)</sup> available in Matte [Sensitech](#) and Velvet finish  
60x120 cm - 23<sup>5</sup>/<sub>8</sub>"x47<sup>1</sup>/<sub>4</sub>"



Boost Balance Cream Mosaico Strings <sup>(1)</sup> available in Matte [Sensitech](#) and Velvet finish  
60x120 cm - 23<sup>5</sup>/<sub>8</sub>"x47<sup>1</sup>/<sub>4</sub>"




Boost Balance Ash Mosaico Strings <sup>(1)</sup> available in Matte [Sensitech](#) and Velvet finish  
60x120 cm - 23<sup>5</sup>/<sub>8</sub>"x47<sup>1</sup>/<sub>4</sub>"



Boost Balance Moon Mosaico Strings <sup>(1)</sup> available in Matte [Sensitech](#) and Velvet finish  
60x120 cm - 23<sup>5</sup>/<sub>8</sub>"x47<sup>1</sup>/<sub>4</sub>"



Boost Balance White Mosaico Strings <sup>(1)</sup> available in Matte [Sensitech](#) and Velvet finish  
60x120 cm - 23<sup>5</sup>/<sub>8</sub>"x47<sup>1</sup>/<sub>4</sub>"



60x120 cm - 23<sup>5</sup>/<sub>8</sub>"x47<sup>1</sup>/<sub>4</sub>"



INDEX



INSPIRATION



IMAGE GALLERY



SURFACE RANGE & TECHNICAL SPECS




SAFE CHOICE  
COLLECTION RANGE  
SENSITECH TECHNOLOGY  
BOOST WORLD  
TECHNICAL SPECIFICATIONS & CERTIFICATIONS

ENJOY THE VIDEO







# Decors




Boost Balance Pearl Mosaico Strings <sup>(1)</sup> available in Matte [Sensitech](#) and Velvet finish 60x120 cm - 23<sup>5</sup>/<sub>8</sub>"x47<sup>1</sup>/<sub>4</sub>"




Boost Balance Grey Mosaico Strings <sup>(1)</sup> available in Matte [Sensitech](#) and Velvet finish 60x120 cm - 23<sup>5</sup>/<sub>8</sub>"x47<sup>1</sup>/<sub>4</sub>"



Boost Balance Smoke Mosaico Strings <sup>(1)</sup> available in Matte [Sensitech](#) and Velvet finish 60x120 cm - 23<sup>5</sup>/<sub>8</sub>"x47<sup>1</sup>/<sub>4</sub>"



Boost Balance Tarmac Mosaico Strings <sup>(1)</sup> available in Matte [Sensitech](#) and Velvet finish 60x120 cm - 23<sup>5</sup>/<sub>8</sub>"x47<sup>1</sup>/<sub>4</sub>"



60x120 cm - 23<sup>5</sup>/<sub>8</sub>"x47<sup>1</sup>/<sub>4</sub>"



<sup>(1)</sup> Engraved mosaic. For best results it is advisable to completely plaster the engravings. / Mosaico inciso, per risultato ottimale si consiglia di stuccare completamente le incisioni. / Mosaïque gravée; pour de meilleurs résultats, il est recommandé de remplir complètement les gravures. / Graviertes Mosaik; für ein optimales Resultat sollten die Gravuren vollständig verspachtelt werden. / Mosaico grabado, para obtener los mejores resultados se recomienda enmasillar el grabado en su totalidad. / Высеченная мозаика. Для оптимального результата рекомендуется полностью заделать углубления затиркой. Применение декоративных материалов.

INDEX

INSPIRATION

IMAGE GALLERY

SURFACE RANGE & TECHNICAL SPECS

SAFE CHOICE COLLECTION RANGE SENSITECH TECHNOLOGY BOOST WORLD TECHNICAL SPECIFICATIONS & CERTIFICATIONS

ENJOY THE VIDEO



## Trim tiles

### Indoor trim tiles

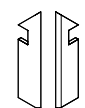
**Battiscopa Matte Sensitech**  
 7,2x120 cm - 2<sup>7</sup>/<sub>8</sub>"x47<sup>1</sup>/<sub>4</sub>"  
 7,2x60 cm - 2<sup>7</sup>/<sub>8</sub>"x23<sup>5</sup>/<sub>8</sub>"  
 7,2x75 cm - 2<sup>7</sup>/<sub>8</sub>"x29<sup>1</sup>/<sub>2</sub>"

**Scalino Matte Sensitech** ✓  
 33x120 cm - 13"x47<sup>1</sup>/<sub>4</sub>"  
 33x60 cm - 13"x23<sup>5</sup>/<sub>8</sub>"

**Gradino Matte Sensitech** ✓  
 30x120 cm - 11<sup>3</sup>/<sub>4</sub>"x47<sup>1</sup>/<sub>4</sub>"  
 30x60 cm - 11<sup>3</sup>/<sub>4</sub>"x23<sup>5</sup>/<sub>8</sub>"

**Scalino Ang. Matte Sensitech** ✓  
 33x33 cm - 13"x13"

**Elemento L Grip Sensitech**  
 33x120 cm - 13"x47<sup>1</sup>/<sub>4</sub>"



**Battiscopa Sagomato Sx/Dx Matte Sensitech** ✓  
 7,2x30 cm - 2<sup>7</sup>/<sub>8</sub>"x11<sup>3</sup>/<sub>4</sub>"

**Corner A.E. ± 6 mm** ✓  
 1x1 cm - 3<sup>3</sup>/<sub>8</sub>"x3<sup>3</sup>/<sub>8</sub>"

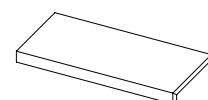
**Corner ± 6 mm** ✓  
 1x120 cm - 3<sup>3</sup>/<sub>8</sub>"x47<sup>1</sup>/<sub>4</sub>"

✓ These parts are supplied to order / I pezzi sono disponibili su ordinazione

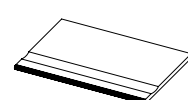
### Outdoor trim tiles ± 20 mm



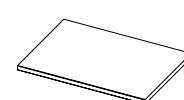
**Round Outdoor Sensitech SP** \* ♦ ✓  
 33x120 cm - 13"x47<sup>1</sup>/<sub>4</sub>"  
 30x60 cm - 11<sup>3</sup>/<sub>4</sub>"x23<sup>5</sup>/<sub>8</sub>"



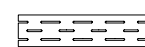
**Elemento L Outdoor Sensitech SP** \* ♦ ✓  
 33x120 cm - 13"x47<sup>1</sup>/<sub>4</sub>"



**Bordo Piscina Outdoor Sensitech** \* ♦ ✓  
 30x60 cm - 11<sup>3</sup>/<sub>4</sub>"x23<sup>5</sup>/<sub>8</sub>"



**Gradino Round Outdoor Sensitech** \* ♦ ✓  
 30x60 cm - 11<sup>3</sup>/<sub>4</sub>"x23<sup>5</sup>/<sub>8</sub>"



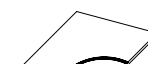
**Griglia Outdoor Sensitech** \* ♦ ✓  
 15x60 cm - 5<sup>7</sup>/<sub>8</sub>"x23<sup>5</sup>/<sub>8</sub>"  
 20x60 cm - 7<sup>7</sup>/<sub>8</sub>"x23<sup>5</sup>/<sub>8</sub>"



**Smussato Outdoor Sensitech SP** \* ✓  
 30x60 cm - 11<sup>3</sup>/<sub>4</sub>"x23<sup>5</sup>/<sub>8</sub>"



**Alzata Outdoor Sensitech SP** \* ✓  
 20x120 cm - 7<sup>7</sup>/<sub>8</sub>"x47<sup>1</sup>/<sub>4</sub>"



**Curve Outdoor Sensitech SP** \* ✓  
 60x60 cm - 23<sup>5</sup>/<sub>8</sub>"x23<sup>5</sup>/<sub>8</sub>"

\* Available in / Disponibile in White, Ash, Pearl, Grey  
 ✓ These parts are supplied to order / I pezzi sono disponibili su ordinazione  
 ♦ Right-left angular elements are available / Sono disponibili gli elementi angolari dx/sx

### Outdoor Porcelain tiles ± 20 mm

For further details on the 20mm thick products, related trim pieces and installation systems - in particular for recommendations and precautions during installation- please refer to the Outdoor Design section on the website or to the Outdoor Design catalogue. Per dettagli sul prodotto e sui relativi pezzi speciali in 20mm di spessore, per i sistemi di posa e, in particolare, per raccomandazioni, accorgimenti e precauzioni in fase di posa e progettazione, si raccomanda di prendere visione del catalogo Outdoor Design e della sezione Outdoor Design del sito. - Pour plus de renseignements sur le produit, les pièces spéciales de 20mm d'épaisseur et sur les systèmes de pose, ainsi que pour tous conseils et recommandations et précautions d'emploi pendant la pose ou en phase de conception, nous vous recommandons de lire le catalogue Outdoor Design et de consulter la section Outdoor Design sur le site d. - Bitte beachten Sie die detaillierten Informationen zum Produkt und zu den zugehörigen Formteilen in 20mm Stärke, zu den Verlegesystemen sowie vor allem die Empfehlungen, Tipps und bei der Planung und Verlegung zu beachtenden Vorsichtsmaßnahmen, die im Katalog Outdoor Design sowie im Bereich Outdoor Design der Website aufgeführt sind. - Para mayor información sobre el producto y sus relativas piezas especiales de 20mm de grosor, para los sistemas de colocación, y en particular, para las recomendaciones, precauciones y precauciones en la fase de colocación y diseño, se recomienda consultar el catálogo Outdoor Design y la sección Outdoor Design del sitio. - Подробнее о плитках и о специальных элементах толщиной 20мм, о системах монтажа, о мерах предосторожности при проектировании и укладке можно узнать в каталоге Outdoor Design и в разделе Outdoor Design на сайте.

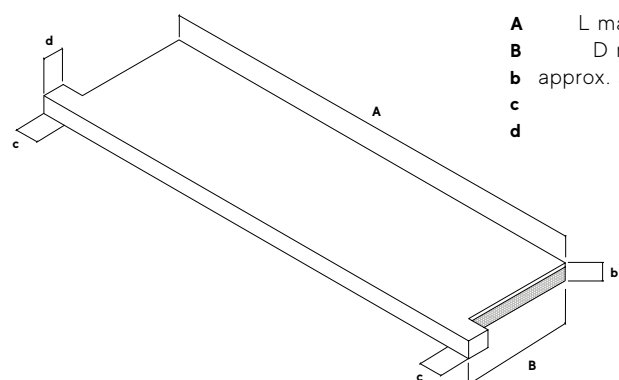
## Windowsill / Threshold

### Davanzale / Soglia

**Reinforcement: expanded continuous panel**  
 Rinforzo: pannello continuo espanso

**Thermal conductivity of the insulation**  
 Conducibilità termica dell'isolante 0,0323

**Insulating and waterproof system**  
 Sistema coibente e impermeabile



**A** L max 300 cm - 118<sup>1</sup>/<sub>8</sub>"  
**B** D max 50 cm - 19<sup>5</sup>/<sub>8</sub>"  
**b** approx. 3-4 cm - 1<sup>1</sup>/<sub>8</sub>"-1<sup>3</sup>/<sub>8</sub>"  
**c** L1 0-5 cm - 0"-2"  
**d** 4 cm - 1<sup>5</sup>/<sub>8</sub>"

# Sensitech

SAFE. SOFT. SMART.



INDOOR & OUTDOOR CONTINUITY



SOFT TO THE TOUCH




EXTREMELY SAFE





HYGIENIC AND EASY TO CLEAN



LONG-LASTING QUALITIES



Traditional anti-slip surface



The innovative Sensitech Surface

Sensitech is the high-tech surface for indoor and outdoor settings created by **Laboratories**. The surface combines high slip resistance performance with tactile softness. With Sensitech, the meaning of surface evolves and takes on a reassuring, pleasant and practical touch, making architectural spaces more comfortable and appealing. | Sensitech è la superficie ad alto coefficiente tecnologico per gli ambienti interni ed esterni realizzata dai Laboratori. La superficie coniuga elevate prestazioni di resistenza allo scivolamento ad una maggiore morbidezza tattile. Con Sensitech il significato di superficie si evolve e assume un tocco rassicurante, piacevole e pratico, rendendo gli spazi architettonici sempre più confortevoli e appaganti.

discover more






# BOOSTWORLD

## Range Summary

INDEX



Floor & Wall Furniture

<b>160x320* cm</b> - 63"x126"	± 6 mm	Matte		Matte	Matte	Matte			Matte
<b>160x160 cm</b> - 63"x63"	± 6 mm	Matte		Matte	Matte	Matte			Matte
<b>120x278 cm</b> - 47 1/4"x109 1/2"	± 6 mm	Matte	Matte	Matte	Matte	Matte	Matte	Matte	Matte
<b>120x240 cm</b> - 47 1/4"x94 1/2"	± 9 mm	Matte Sensitech	Matte Sensitech	Matte Sensitech	Matte Sensitech	Matte Sensitech	Matte Sensitech	Matte Sensitech	Matte Sensitech
<b>120x120 cm</b> - 47 1/4"x47 1/4"	± 6 mm	Matte	Matte	Matte	Matte	Matte	Matte	Matte	Matte
	± 9 mm	Matte Sensitech	Matte Sensitech	Matte Sensitech	Matte Sensitech	Matte Sensitech	Matte Sensitech	Matte Sensitech	Matte Sensitech
<b>75x150 cm</b> - 29 1/2"x59"	± 9 mm	Matte Sensitech	Matte Sensitech	Matte Sensitech	Matte Sensitech	Matte Sensitech	Matte Sensitech	Matte Sensitech	Matte Sensitech
<b>60x120 cm</b> - 23 5/8"x47 1/4"	± 6 mm	Matte Sensitech	Matte Sensitech				Matte Sensitech	Matte Sensitech	
	± 9 mm	Matte Sensitech	Matte Sensitech	Matte Sensitech	Matte Sensitech	Matte Sensitech	Matte Sensitech	Matte Sensitech	Matte Sensitech
<b>75x75 cm</b> - 29 1/2"x29 1/2"	± 9 mm	Matte Sensitech	Matte Sensitech	Matte Sensitech	Matte Sensitech	Matte Sensitech	Matte Sensitech	Matte Sensitech	Matte Sensitech
<b>60x60 cm</b> - 23 5/8"x23 5/8"	± 9 mm	Matte Sensitech	Matte Sensitech	Matte Sensitech	Matte Sensitech	Matte Sensitech	Matte Sensitech	Matte Sensitech	Matte Sensitech
<b>30x60 cm</b> - 11 3/4"x23 5/8"	± 9 mm	Matte Sensitech	Matte Sensitech	Matte Sensitech	Matte Sensitech	Matte Sensitech	Matte Sensitech	Matte Sensitech	Matte Sensitech

Matte									
Matte									
Matte	Matte	Matte	Matte	Matte	Matte	Matte	Matte	Matte	Matte
Matte Sensitech	Matte Sensitech								
Matte	Matte								
Matte Sensitech	Matte Sensitech	Matte Sensitech	Matte Sensitech	Matte Sensitech	Matte Sensitech	Matte Sensitech	Matte Sensitech	Matte Sensitech	Matte Sensitech
Matte Sensitech	Matte Sensitech								
Matte Sensitech	Matte Sensitech	Matte Sensitech	Matte Sensitech	Matte Sensitech	Matte Sensitech	Matte Sensitech	Matte Sensitech	Matte Sensitech	Matte Sensitech
Matte Sensitech	Matte Sensitech								
Matte Sensitech	Matte Sensitech	Matte Sensitech	Matte Sensitech	Matte Sensitech	Matte Sensitech	Matte Sensitech	Matte Sensitech	Matte Sensitech	Matte Sensitech
Matte Sensitech	Matte Sensitech								
Matte Sensitech	Matte Sensitech	Matte Sensitech	Matte Sensitech	Matte Sensitech	Matte Sensitech	Matte Sensitech	Matte Sensitech	Matte Sensitech	Matte Sensitech



Outdoor

<b>120x120 cm</b> - 47 1/4"x47 1/4"	± 9 mm	Grip Sensitech	Grip Sensitech	Grip Sensitech	Grip Sensitech	Grip Sensitech	Grip Sensitech	Grip Sensitech	Grip Sensitech
<b>60x120 cm</b> - 23 5/8"x47 1/4"	± 9 mm								
<b>60x60 cm</b> - 23 5/8"x23 5/8"	± 9 mm								
<b>30x60 cm</b> - 11 3/4"x23 5/8"	± 9 mm								
<b>120x240 cm</b> - 47 1/4"x94 1/2"	± 20 mm								
<b>120x120 cm</b> - 47 1/4"x47 1/4"	± 20 mm	Outdoor Sensitech		Outdoor Sensitech	Outdoor Sensitech	Outdoor Sensitech		Outdoor Sensitech	Outdoor Sensitech
<b>60x120 cm</b> - 23 5/8"x47 1/4"	± 20 mm	Outdoor Sensitech		Outdoor Sensitech	Outdoor Sensitech	Outdoor Sensitech		Outdoor Sensitech	Outdoor Sensitech
<b>90x90 cm</b> - 35 3/8"x35 3/8"	± 20 mm	Outdoor Sensitech		Outdoor Sensitech	Outdoor Sensitech	Outdoor Sensitech		Outdoor Sensitech	Outdoor Sensitech
<b>60x60 cm</b> - 23 5/8"x23 5/8"	± 20 mm	Outdoor Sensitech		Outdoor Sensitech	Outdoor Sensitech	Outdoor Sensitech		Outdoor Sensitech	Outdoor Sensitech

Grip Sensitech	Grip Sensitech	Grip Sensitech	Grip Sensitech	Grip Sensitech	Grip Sensitech	Grip Sensitech			
		Grip Sensitech	Grip Sensitech	Grip Sensitech	Grip Sensitech	Grip Sensitech			
Outdoor Sensitech	Outdoor Sensitech	Outdoor Sensitech	Outdoor Sensitech	Outdoor Sensitech					
Outdoor Sensitech	Outdoor Sensitech								
Outdoor Sensitech	Outdoor Sensitech								
Outdoor Sensitech	Outdoor Sensitech	Outdoor Sensitech	Outdoor Sensitech	Outdoor Sensitech					



Countertops Furniture

<b>162x324* cm</b> - 63 3/4"x127 1/2"	± 12 mm	Hammered		Hammered	Hammered	Hammered			
<small>* Non rectified - non rettificato *Atlas Plan</small>	± 20 mm								

								Hammered	



Wall

<b>40x80 cm</b> - 15 3/4"x31 1/2"	± 8,5 mm	Matte	Matte	Matte	Matte	Matte	Matte	Matte	Matte
<b>40x80 cm</b> - 15 3/4"x31 1/2" <b>3D Urban</b>	± 10 mm	Matte	Matte	Matte				Matte	
<b>50x120 cm</b> - 19 5/8"x47 1/4"	± 8,5 mm								
<b>50x120 cm</b> - 19 5/8"x47 1/4" <b>3D Brushed</b>	± 8,5 mm								
<b>50x120 cm</b> - 19 5/8"x47 1/4" <b>3D Texture</b>	± 8,5 mm								
<b>50x120 cm</b> - 19 5/8"x47 1/4" <b>3D Wave</b>	± 8,5 mm								

BOOST							BOOST PRO			BOOST NATURAL					
White	Pearl	Grey	Smoke	Sage	Red		Ivory	Cream		Clay	Mustard	Powder Blue	Kaolin	Ash	Ecu
Matte	Matte	Matte	Matte	Matte	Matte	Matte	Matte	Matte	Matte	Matte	Matte	Matte	Matte	Matte	Matte
													Matte	Matte	Matte
													Matte	Matte	Matte
													Matte	Matte	Matte

INSPIRATION



IMAGE GALLERY



**SURFACE RANGE & TECHNICAL SPECS**



SAFE CHOICE  
COLLECTION RANGE  
SENSITECH TECHNOLOGY  
BOOST WORLD  
TECHNICAL SPECIFICATIONS & CERTIFICATIONS

ENJOY THE VIDEO













**BOOST**  
BALANCE

**BOOST**  
MINERAL

**BOOST**  
MIX

**BOOST**  
STONE

**BOOST**  
NATURAL

**BOOST**  
PRO

**BOOST**

**BOOSTWORLD**

 **DOWNLOAD  
BOOST WORLD  
CATALOG**

**Boost  
your style**

Boost World is a design tool that combines ceramic surfaces in their inspiration, style, and tone, allowing for coordinated solutions in any space.

Boost World è uno strumento progettuale che coniuga in un'unica prospettiva superfici ceramiche differenti per ispirazione ma affini per stile e tonalità, consentendo soluzioni coordinate in ogni destinazione d'uso.



THANKS TO

**Gallotti&Radice**  
galottiradice.it

**FANTINI**  
RUBINETTI  
fantini.it

**nube**  
nubeitalia.com

**Note**

For information and details relating to codes, packaging and weight it is recommended to refer to the latest pricelist. - Per le informazioni e i dati relativi a codici, imballaggi e pesi occorre sempre consultare l'ultimo listino aggiornato e in vigore. - Pour toutes informations et renseignements concernant les codes, les emballages et les poids, il y a toujours lieu de consulter le dernier tarif en vigueur et mis à jour. - Für Informationen und Daten die den Code, die Verpackung und das Gewicht betreffen bitte die aktuellste Preisliste zugrunde legen. - Para acceder a la información y a los datos relativos a códigos, embalajes y pesos hay que consultar siempre la última lista de precios actualizada y vigente. - Для информации о кодах, упаковках и весе обращайтесь к последнему действующему прайс-листу.

Colors and optical features of the materials illustrated in this catalogue are to be regarded as mere indications. - I colori e le caratteristiche estetiche dei materiali illustrati nel presente catalogo sono da ritenersi puramente indicativi. - Les coloris et les caractéristiques esthétiques des références illustrées dans le catalogue sont donnés à titre purement indicatif. - Die Farben und die ästhetischen Eigenschaften der in diesem Katalog abgebildeten Produkte sind als reine Richtwerte zu betrachten. - Los colores y las características estéticas de los materiales ilustrados en el presente catálogo deben ser considerados como puramente indicativos. - Цвета и эстетические характеристики описанных в настоящем каталоге материалов являются только ориентировочными.

INDEX



INSPIRATION



IMAGE  
GALLERY



SURFACE  
RANGE &  
TECHNICAL  
SPECS



SAFE CHOICE  
COLLECTION RANGE  
SENSITECH TECHNOLOGY  
BOOST WORLD  
TECHNICAL SPECIFICATIONS  
& CERTIFICATIONS

ENJOY  
THE VIDEO







### Porcelain tiles - Rectified monocaliber

### Gres porcellanato - Rettificato monocalibro

Compliant with standards EN 14411 annex G group B1a  
 Compliant with standards ISO 13006 annex G group B1a  
 Conforme alla norma EN 14411 Appendice G gruppo B1a  
 Conforme alla norma ISO 13006 Appendice G gruppo B1a

160x320 cm - 36 <sup>3</sup> / <sub>8</sub> "x126"	± 6 mm	60x60 cm - 23 <sup>3</sup> / <sub>8</sub> "x23 <sup>3</sup> / <sub>8</sub> "	± 9 mm
120x278 cm - 47 <sup>1</sup> / <sub>8</sub> "x109 <sup>1</sup> / <sub>2</sub> "	± 6 mm	30x60 cm - 11 <sup>1</sup> / <sub>8</sub> "x23 <sup>3</sup> / <sub>8</sub> "	± 9 mm
120x120 cm - 47 <sup>1</sup> / <sub>8</sub> "x47 <sup>1</sup> / <sub>8</sub> "	± 9 mm		
60x120 cm - 23 <sup>3</sup> / <sub>8</sub> "x47 <sup>1</sup> / <sub>8</sub> "	± 6 mm	120x120 cm - 47 <sup>1</sup> / <sub>8</sub> "x47 <sup>1</sup> / <sub>8</sub> "	± 20 mm
60x120 cm - 23 <sup>3</sup> / <sub>8</sub> "x47 <sup>1</sup> / <sub>8</sub> "	± 9 mm	60x120 cm - 23 <sup>3</sup> / <sub>8</sub> "x47 <sup>1</sup> / <sub>8</sub> "	± 20 mm
75x75 cm - 29 <sup>1</sup> / <sub>2</sub> "x29 <sup>1</sup> / <sub>2</sub> "	± 9 mm	60x60 cm - 23 <sup>3</sup> / <sub>8</sub> "x23 <sup>3</sup> / <sub>8</sub> "	± 20 mm

Technical features Caratteristiche tecniche	Test Method Metodo di prova	Requirements for nominal size N / Requisiti per dimensione nominale N			Porcelain tiles					
		7 cm ≤ N < 15 cm (mm)	N ≥ 15 cm (%)		Matte ± 6 mm	Matte Sensitech ± 6 mm	Matte Sensitech ± 9 mm	Velvet ± 9 mm	Grip Sensitech ± 9 mm	Outdoor Sensitech ± 20 mm
<b>Length and width</b> Lunghezza e larghezza	ISO 10545-2	± 0.9 (*) Non-rect. ± 0.4 (*) Rect.	± 0.6 (*) Non-rect. ± 0.3 (*) Rect.	± 2.0 (*) Non-rect. ± 1.0 (*) Rect.	Suitable for Conforme	Suitable for Conforme	Suitable for Conforme	Suitable for Conforme	Suitable for Conforme	Suitable for Conforme
<b>Thickness</b> Spessore		± 0.5 (**)	± 5 (**)	± 0.5 (**)	Suitable for Conforme	Suitable for Conforme	Suitable for Conforme	Suitable for Conforme	Suitable for Conforme	Suitable for Conforme
<b>Straightness of sides</b> Rettilineità degli spigoli		± 0.8 (***) Non-rect. ± 0.4 (***) Rect.	± 0.5 (***) Non-rect. ± 0.3 (***) Rect.	± 1.5 (***) Non-rect. ± 0.8 (***) Rect.	Suitable for Conforme	Suitable for Conforme	Suitable for Conforme	Suitable for Conforme	Suitable for Conforme	Suitable for Conforme
<b>Rectangularity</b> (Measurement only on short edges when L/l ≥ 3) Ortogonalità (Misurazione da condurre solo sui lati corti quando L/l ≥ 3)	ISO 10545-2	± 0.8 (****) Non-rect. ± 0.4 (****) Rect.	± 0.5 (****) Non-rect. ± 0.3 (****) Rect.	± 2.0 (****) Non-rect. ± 1.5 (****) Rect.	Suitable for Conforme	Suitable for Conforme	Suitable for Conforme	Suitable for Conforme	Suitable for Conforme	Suitable for Conforme
<b>Surface flatness</b> Planarità		c.c. ± 0.8 Non-rect. c.c. ± 0.6 Rect. e.c. ± 0.8 Non-rect. e.c. ± 0.6 Rect. w. ± 0.8 Non-rect. w. ± 0.6 Rect.	c.c. ± 0.5 Non-rect. c.c. ± 0.4 Rect. e.c. ± 0.5 Non-rect. e.c. ± 0.4 Rect. w. ± 0.5 Non-rect. w. ± 0.4 Rect.	c.c. ± 2.0 Non-rect. c.c. ± 1.8 Rect. e.c. ± 2.0 Non-rect. e.c. ± 1.8 Rect. w. ± 2.0 Non-rect. w. ± 1.8 Rect.	Suitable for Conforme	Suitable for Conforme	Suitable for Conforme	Suitable for Conforme	Suitable for Conforme	Suitable for Conforme
<b>Water absorption (in % by mass)</b> Massa d'acqua assorbita (come % della massa)		ISO 10545-3 ASTM C373	E <sub>v</sub> ≤ 0.5% Individual Maximum 0.6% E <sub>v</sub> ≤ 0.5% Valore massimo singolo 0.6%			≤ 0.1 %	≤ 0.1 %	≤ 0.1 %	≤ 0.1 %	≤ 0.1 %
<b>Breaking strength</b> Sforzo di rottura	ISO 10545-4	Requirement ANSI A137.1 Water absorption max ≤ 0.5%			≤ 0.5 %	≤ 0.5 %	≤ 0.5 %	≤ 0.5 %	≤ 0.5 %	≤ 0.5 %
<b>Modulus of rupture</b> Resistenza alla flessione		S ≥ 700N (for thickness < 7.5 mm - per spessore < 7.5 mm ) S ≥ 1300N (for thickness ≥ 7.5 mm - per spessore ≥ 7.5 mm ) R ≥ 35 N/mm <sup>2</sup>	S ≥ 1000 N	S ≥ 1500 N	S ≥ 1500 N	S ≥ 1500 N	S ≥ 1500 N	S ≥ 10000 N		
<b>Bending strength and breaking load</b> Resistenza a flessione e al carico di rottura (4)/(5)	EN 1339 Annex F	-	-	-	-	-	≥ T11 120x120 ≥ T11 80x80 ≥ U4 60x120			
<b>Impact resistance, as coefficient of restitution</b> Resistenza all'impatto, espresso come coefficiente di restituzione	ISO 10545-5	Declared value Valore dichiarato			≥ 0.55	≥ 0.55	≥ 0.55	≥ 0.55	≥ 0.55	≥ 0.55
<b>Resistance to deep abrasion of unglazed tiles (removed volume)</b> Resistenza all'abrasione profonda delle piastrelle non smaltate (volume materiale asportato)	ISO 10545-6	≤ 175 mm <sup>3</sup>			≤ 150 mm <sup>3</sup>	≤ 150 mm <sup>3</sup>	≤ 150 mm <sup>3</sup>	≤ 150 mm <sup>3</sup>	≤ 150 mm <sup>3</sup>	≤ 150 mm <sup>3</sup>
<b>Coefficient of thermal linear expansion</b> Coefficiente di dilatazione termica lineare	ISO 10545-8	Declared value Valore dichiarato			≤ 7MK <sup>-1</sup>	≤ 7MK <sup>-1</sup>	≤ 7MK <sup>-1</sup>	≤ 7MK <sup>-1</sup>	≤ 7MK <sup>-1</sup>	≤ 7MK <sup>-1</sup>
<b>Thermal shock resistance</b> Resistenza agli sbalzi termici	ISO 10545-9	Pass according to EN ISO 10545-1 Test superato in accordo con ISO 10545-1			Resistant Resiste	Resistant Resiste	Resistant Resiste	Resistant Resiste	Resistant Resiste	Resistant Resiste
<b>Moisture expansion (in mm/m)</b> Dilatazione all'umidità (in mm/m)	ISO 10545-10	Declared value Valore dichiarato			≤ 0.01% (0,1mm/m)	≤ 0.01% (0,1mm/m)	≤ 0.01% (0,1mm/m)	≤ 0.01% (0,1mm/m)	≤ 0.01% (0,1mm/m)	≤ 0.01% (0,1mm/m)
<b>Frost resistance</b> Resistenza al gelo	ISO 10545-12	Pass according to EN ISO 10545-1 Test superato in accordo con ISO 10545-1			Resistant Resiste	Resistant Resiste	Resistant Resiste	Resistant Resiste	Resistant Resiste	Resistant Resiste
<b>Bond strenght / adhesion for Cementitious Adhesives</b> Adesione mediante trazione su adesivi cementizi	EN 12004-2	Declared value Valore dichiarato			≥ 1.0 N/mm <sup>2</sup> (Class C2 - EN 12004)	≥ 1.0 N/mm <sup>2</sup> (Class C2 - EN 12004)	≥ 1.0 N/mm <sup>2</sup> (Class C2 - EN 12004)	≥ 1.0 N/mm <sup>2</sup> (Class C2 - EN 12004)	≥ 1.0 N/mm <sup>2</sup> (Class C2 - EN 12004)	≥ 1.0 N/mm <sup>2</sup> (Class C2 - EN 12004)
<b>Reaction to fire</b> Reazione al fuoco	-	Class A1 or A1 <sub>fl</sub> Classe A1 oppure A1 <sub>fl</sub>			A1 - A1 <sub>fl</sub>	A1 - A1 <sub>fl</sub>	A1 - A1 <sub>fl</sub>	A1 - A1 <sub>fl</sub>	A1 - A1 <sub>fl</sub>	A1 - A1 <sub>fl</sub>
<b>Resistance to household chemicals and swimming pool salts</b> Resistenza ai prodotti chimici di uso domestico e agli additivi per piscina	ISO 10545-13	Minimum Class B Classe minima B			A	A	A	A	A	A
<b>Resistance to low concentrations of acids and alkalis</b> Resistenza a basse concentrazioni di acidi e alcali		Declared Class Classe dichiarata			LA	LA	LA	LA	LA	LA
<b>Resistance to high concentrations of acids and alkalis</b> Resistenza ad alte concentrazioni di acidi e alcali		Declared Class Classe dichiarata			HA	HA	HA	-	HA	HA
<b>Resistance to staining, for unglazed tiles</b> Resistenza alle macchie per piastrelle non smaltate	ISO 10545-14	Declared Class Classe dichiarata			5	5	5	5	5	5
<b>Shood Ramp Test</b> Metodo della rampa "calzato"	DIN EN 16165 ANNEX B (EX DIN 51130)	Declared value Valore dichiarato			R9	R10	R10	N.C.	R11	R11
<b>Barfoot Ramp Test</b> Metodo della rampa a piedi nudi	DIN EN 16165 ANNEX A (EX DIN 51097)	Declared value Valore dichiarato			A	A+B	A+B	0	A+B+C	A+B+C
<b>Pendulum Friction Test</b> Metodo del Pendolo	BS EN 16165 ANNEX C (EX BS 7976)	PTV ≥ 36 classifies the surface as 'low slip risk'			(*)	≥ 36 Dry ≥ 36 Wet	≥ 36 Dry ≥ 36 Wet	≥ 36 Dry ≤ 24 Wet	≥ 36 Dry ≥ 36 Wet	≥ 36 Dry ≥ 36 Wet
	AS 4586	Declared Classification of the new pedestrian surface materials according to the Pendulum Test			(**)	Class P3	Class P3	-	Class P4	Class P4
	UNE EN 16165 ANNEX C (EX UNE 41901 EX 2017)	Declared value Valore dichiarato			(***)	Class C2	Class C2	-	Class C3	Class C3
<b>Coefficient of friction (COF)</b> Coefficiente di attrito	B.C.R.A. Rep. CEC/81	D. M. 236/89 del 14/06/89 μ > 0,40 per elemento scivolante cuoio su pavimentazione asciutta μ > 0,40 per elemento scivolante gomma dura su pavimentazione bagnata			> 0,40 Asciutto > 0,40 Bagnato	> 0,40 Asciutto > 0,40 Bagnato	> 0,40 Asciutto > 0,40 Bagnato	> 0,40 Asciutto < 0,40 Bagnato	> 0,40 Asciutto > 0,40 Bagnato	> 0,40 Asciutto > 0,40 Bagnato
<b>Dynamic coefficient of friction (DCOF)</b> Coefficiente di attrito dinamico	ANSI A 326.3	-			dry DCOF ≥ 0,42	wet DCOF ≥ 0,50	wet DCOF ≥ 0,50	wet DCOF ≥ 0,42	wet DCOF ≥ 0,55	wet DCOF ≥ 0,55

\*) The permissible deviation, in % or mm, of the average size for each tile (2 or 4 sides) from work size (WS). Deviazione ammissibile, in % oppure mm, della dimensione media di ogni piastrella (2 oppure 4 lati) dalla dimensione di fabbricazione (WS).  
 \*\*) The permissible deviation, in % or mm, of the average thickness for each tile from the work size thickness (WS). Deviazione ammissibile, in % oppure mm, dello spessore medio di ogni piastrella dallo spessore riportato nella dimensione di fabbricazione (WS).  
 \*\*\*) The maximum permissible deviation from straightness, in % or mm, related to the corresponding work size (WS). Deviazione massima ammissibile di rettilineità, in % oppure mm, in rapporto alle dimensioni di fabbricazione (WS) corrispondenti.  
 \*\*\*\*) The maximum permissible deviation from rectangularity, in % or mm, related to the corresponding work sizes (WS). Deviazione massima ammissibile di ortogonalità, in % oppure mm, in rapporto alle dimensioni di fabbricazione (WS) corrispondenti.  
 c.c. The maximum permissible deviation from centre curvature, in % or mm, related to diagonal calculated from the work sizes (WS). Deviazione massima ammissibile della curvatura del centro, in % oppure mm, in rapporto alla diagonale calcolata secondo le dimensioni di fabbricazione (WS).  
 e.c. The maximum permissible deviation from edge curvature, in % or mm, related to the corresponding work sizes (WS). Deviazione massima ammissibile della curvatura dello spigolo, in % oppure mm, in rapporto alle dimensioni di fabbricazione (WS) corrispondenti.  
 w. The maximum permissible deviation from warpage, in % or mm, related to diagonal calculated from the work sizes (WS). Deviazione massima ammissibile dello svergolamento, in % oppure mm, in rapporto alla diagonale calcolata secondo le dimensioni di fabbricazione (WS).  
 (1). Determination of slip resistance of pedestrian surfaces; it does not cover sports surfaces and road surfaces for vehicles (skid resistance). Determinazione della resistenza allo scivolamento delle superfici pedonabili, non si applica alle pavimentazioni sportive ed alle pavimentazioni stradali veicolari.  
 (2). Anti-slip performance is guaranteed at the time of delivery of the product. Le prestazioni anti-slip vengono garantite al momento della consegna del prodotto.  
 (3). For further details, please refer to outdoor design general catalogue. Per maggiori informazioni riferirsi al catalogo generale Outdoor Design.  
 (4). Only for products with 20 mm thickness. Solo per prodotti a 20mm di spessore.  
 (5). PTV ≥ 36 Wet on demand / su richiesta (\*\*) P3 on demand / su richiesta (\*\*\*) C2 on demand / su richiesta

# Ethical identity



For **Ceramics of Italy**, being Made in Italy is not just a prestigious certification of style, design, and production excellence, but an identity that involves all aspects of its business. For this reason, we identify with the values expressed by Confindustria Ceramica's ethical code, which guarantee absolute compliance with labor regulations, and with the marks Made in Italy and Ceramics of Italy, which certify the quality of authentic Italian style.

Per **Ceramics of Italy**, Made in Italy non è solo un prestigioso attestato di stile, design ed eccellenza produttiva, ma un modo di essere che coinvolge tutti gli aspetti della propria attività. Per questo ci riconosciamo nei valori espressi dal codice etico di Confindustria Ceramica, che garantiscono il rispetto assoluto delle normative sul lavoro, e nei marchi Made in Italy e Ceramics of Italy, che certificano la qualità dell'autentico stile italiano.

# Certifications

### Company certifications



### Product certifications

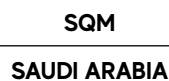


porcelain tiles and single-fired products can contribute towards earning points needed for LEED® certification.

### Product declarations



## Certifications for export to international markets\*



\* Shipments can be made in accordance with national requirements anywhere in the world, even in markets with complex customs procedures such as Egypt, Morocco and Kurdistan, thanks to our active cooperation with accredited certification bodies in each country. - Possibilità di spedizioni conformi alle prescrizioni nazionali ovunque nel mondo, anche in mercati con procedure doganali complesse come Egitto, Marocco, Kurdistan, grazie alla collaborazione sempre attiva con gli enti di certificazione accreditati in ciascun paese. - Dank unserer aktiven Zusammenarbeit mit den akkreditierten Zertifizierungsstellen in den einzelnen Ländern können die Sendungen in Übereinstimmung mit den nationalen Anforderungen überall auf der Welt versandt werden, selbst auf Märkten mit komplexen Zollverfahren wie Ägypten, Marokko und Kurdistan. - Possibilità d'expéditions conformes aux prescriptions nationales partout dans le monde, même sur les marchés dont les procédures douanières sont complexes comme l'Égypte, le Maroc ou le Kurdistan, grâce à la collaboration toujours active avec les organismes de certification homologués dans chaque pays. - Se pueden realizar envíos según la normativa nacional a cualquier parte del mundo, incluso a mercados con procedimientos aduaneros complejos como Egipto, Marruecos o Kurdistan, gracias a la cooperación permanente con los organismos de certificación acreditados en cada país. - Компания имеет возможность осуществлять поставки в любую точку мира в соответствии с национальными требованиями, даже на рынках со сложными таможенными процедурами, таких как Египет, Марокко, Курдистан, благодаря неважному активному сотрудничеству с аккредитованными органами сертификации в каждой стране.

\*) Classificazione UPEC aggiornata al - Classement UPEC mis à jour au: 2023  
 \*) Si consiglia la consultazione della pagina - On vous conseille de vous connecter à: https://database.cstb.fr/holderdetails?UId=ETB-2094&AppRef=QB32  
 \*) Per ulteriori informazioni scrivere a - Pour tous renseignements complémentaires merci d'écrire à: france@atlasconcorde.it

INDEX



INSPIRATION



IMAGE GALLERY



SURFACE RANGE & TECHNICAL SPECS



SAFE CHOICE COLLECTION RANGE SENSITECH TECHNOLOGY BOOST WORLD TECHNICAL SPECIFICATIONS & CERTIFICATIONS

ENJOY THE VIDEO







**GRANITI VICENTIA**  
GROUP

2135 State Highway 6 South  
Houston, Texas 77077

Phone: +1 713-869-0800

---

[www.granitivicentia.com](http://www.granitivicentia.com)  
[info@granitivicentia.com](mailto:info@granitivicentia.com)



**GRANITI VICENTIA**  
GROUP





**GRANITI VICENTIA**  

---

**GROUP**