

MARVEL DIVA

PORCELAIN TILE



GRANITI VICENTIA
GROUP



GRANITI VICENTIA BRINGS VALUE TO OUR CUSTOMERS

Graniti Vicentia provides **solutions to create spaces** that support and reflect the individuality, image and brand statement of our customers. We offer a menu of products, services and support to develop your project from the conception to completion.

Our approach is based on a collaborative team of professionals who share their knowledge to work on the project, from concept design, to the technical development of product solutions, through installation.

OUR GOAL IS ALWAYS TO EXCEED THE OWNER'S EXPECTATIONS.

MARBLE LOOK

WALL TILES

Rivestimenti
Revêtements
Wandfliesen
Revestimientos
Настенная плитка

PORCELAIN TILES

Gres Porcellanato
Grès cérame
Feinsteinzeug
Gres porcelánico
Керамический гранит

INDEX

- ↳ INSPIRATION
- ↳ IMAGE GALLERY
- ↳ SURFACE RANGE & TECHNICAL SPECIFICATION

INDEX



INSPIRATION



IMAGE
GALLERY



SURFACE
RANGE &
TECHNICAL
SPECS



ENJOY
THE VIDEO



ICONIC LIKE A DIVA.



INDEX



INSPIRATION



IMAGE
GALLERY



SURFACE
RANGE &
TECHNICAL
SPECS



ENJOY
THE VIDEO





Polished surface
PORCELAIN TILES



HIGH REFLECTION



Velvet surface

PORCELAIN TILES

Velvetech



MEDIUM REFLECTION

OUR BEST SELECTION OF FINISHES.

INDEX



INSPIRATION



IMAGE GALLERY



SURFACE RANGE & TECHNICAL SPECS



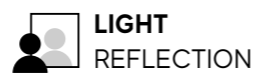
ENJOY THE VIDEO





Silk surface

PORCELAIN TILES

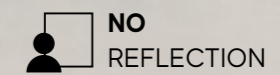


LIGHT REFLECTION



Matte surface

PORCELAIN TILES



NO REFLECTION

Sensitech

INDEX



INSPIRATION



IMAGE GALLERY



SURFACE RANGE & TECHNICAL SPECS



ENJOY THE VIDEO



TEXTURES THAT AMPLIFY
THE BEAUTY OF MARBLE.



Reliefs on veins
Sky Stone | Wall Tiles 50x120 Field

INDEX



INSPIRATION



IMAGE
GALLERY



SURFACE
RANGE &
TECHNICAL
SPECS



ENJOY
THE VIDEO



Field surface

Shiny effects on veins



Ice Crystal, White Everest, Taj Mahal | Wall Tiles 50x120 Field

INDEX



3D Crease surface

Matte 3D texture



Ice Crystal, White Everest | Wall Tiles 50x120

INSPIRATION



IMAGE GALLERY



SURFACE RANGE & TECHNICAL SPECS



ENJOY THE VIDEO



Image Gallery

↔ Kitchen - Baobab - Baobab




↔ Hotel Lobby - Ice Crystal



↔ Luxury Store - Sky Stone



↔ Suite Bedroom with Bathroom
White Everest



↔ Livingroom
Precious Brown | Taj Mahal



↔ Bathroom - Taj Mahal



↔ Livingroom And Kitchen
Precious Brown | Taj Mahal



↔ Kitchen - Black Tempest




↔ Bar - Galaxy



↔ Spa - Aqua



↔ Bathroom - Amethyst



- KITCHEN - BAOBAB
- HOTEL LOBBY - ICE CRYSTAL
- LUXURY STORE - SKY STONE
- SUITE BEDROOM WITH BATHROOM - WHITE EVEREST
- LIVINGROOM - PRECIOUS BROWN | TAJ MAHAL
- BATHROOM - TAJ MAHAL
- LIVINGROOM AND KITCHEN - PRECIOUS BROWN | TAJ MAHAL
- KITCHEN - BLACK TEMPEST
- BAR - GALAXY
- SPA - AQUA
- BATHROOM - AMETHYST



INDEX



INSPIRATION



IMAGE GALLERY



- KITCHEN - BAOBAB
- HOTEL LOBBY - ICE CRYSTAL
- LUXURY STORE - SKY STONE
- SUITE BEDROOM WITH BATHROOM - WHITE EVEREST
- LIVINGROOM - PRECIOUS BROWN | TAJ MAHAL
- BATHROOM - TAJ MAHAL
- LIVINGROOM AND KITCHEN - PRECIOUS BROWN | TAJ MAHAL
- KITCHEN - BLACK TEMPEST
- BAR - GALAXY
- SPA - AQUA
- BATHROOM - AMETHYST

SURFACE RANGE & TECHNICAL SPECS



ENJOY THE VIDEO



BAOBAB
EXPRESSIVE COLORS.



FLOOR
Atlas Plan
Boost Balance Ash
Matte
160x320 cm | 63"x126"

COUNTERTOP | FURNITURE
Atlas Plan
Baobab
Polished
162x324 cm | 63³/₄"x127¹/₂"

INDEX



INSPIRATION



IMAGE GALLERY



- KITCHEN - BAOBAB
- HOTEL LOBBY - ICE CRYSTAL
- LUXURY STORE - SKY STONE
- SUITE BEDROOM WITH
- BATHROOM - WHITE EVEREST
- LIVINGROOM - PRECIOUS
- BROWN | TAJ MAHAL
- BATHROOM - TAJ MAHAL
- LIVINGROOM AND KITCHEN -
- PRECIOUS BROWN | TAJ MAHAL
- KITCHEN - BLACK TEMPEST
- BAR - GALAXY
- SPA - AQUA
- BATHROOM - AMETHYST

SURFACE RANGE & TECHNICAL SPECS



ENJOY THE VIDEO





^
 FLOOR
Atlas Plan
Boost Balance Ash
 Matte
 160x320 cm | 63"x126"

COUNTERTOP | FURNITURE
Atlas Plan
Baobab
 Polished
 162x324 cm | 63³/₄"x127¹/₂"

<
 FLOOR
Atlas Plan
Boost Balance Ash
 Matte
 160x320 cm | 63"x126"

WALL
Atlas Plan
Baobab
 Polished
 160x320 cm | 63"x126"

Marvel Diva
Baobab Mosaico Hex
 Polished
 40,3x23,3 cm - 15⁷/₈"x9¹/₈"

DINING TABLE | **INCONTRO 75**
Habitat
Boost Smoke
 Matte
 100x180 cm | 39³/₈"x70⁷/₈"

INDEX



INSPIRATION



IMAGE GALLERY



- KITCHEN - BAOBAB
- HOTEL LOBBY - ICE CRYSTAL
- LUXURY STORE - SKY STONE
- SUITE BEDROOM WITH
- BATHROOM - WHITE EVEREST
- LIVINGROOM - PRECIOUS
- BROWN | TAJ MAHAL
- BATHROOM - TAJ MAHAL
- LIVINGROOM AND KITCHEN -
- PRECIOUS BROWN | TAJ MAHAL
- KITCHEN - BLACK TEMPEST
- BAR - GALAXY
- SPA - AQUA
- BATHROOM - AMETHYST

SURFACE RANGE & TECHNICAL SPECS



ENJOY THE VIDEO





INDEX



INSPIRATION



IMAGE GALLERY



- KITCHEN - BAOBAB
- HOTEL LOBBY - ICE CRYSTAL
- LUXURY STORE - SKY STONE
- SUITE BEDROOM WITH
- BATHROOM - WHITE EVEREST
- LIVINGROOM - PRECIOUS
- BROWN | TAJ MAHAL
- BATHROOM - TAJ MAHAL
- LIVINGROOM AND KITCHEN -
- PRECIOUS BROWN | TAJ MAHAL
- KITCHEN - BLACK TEMPEST
- BAR - GALAXY
- SPA - AQUA
- BATHROOM - AMETHYST

SURFACE RANGE & TECHNICAL SPECS



ENJOY THE VIDEO



ICE CRYSTAL
RAREST PURITY.



| | | |
|--|--|--|
| FLOOR Marvel Diva Ice Crystal Polished 120x240 cm 47 1/4"x94 1/2" | STAIRS Boost Balance Ash Matte Sensitech 120x120 cm 47 1/4"x47 1/4" | WALL Marvel Diva Ice Crystal Polished 120x278 cm 47 1/4"x109 1/2" |
|--|--|--|

INDEX



INSPIRATION



IMAGE GALLERY



- KITCHEN - BAOBAB
- HOTEL LOBBY - ICE CRYSTAL
- LUXURY STORE - SKY STONE
- SUITE BEDROOM WITH BATHROOM - WHITE EVEREST
- LIVINGROOM - PRECIOUS BROWN | TAJ MAHAL
- BATHROOM - TAJ MAHAL
- LIVINGROOM AND KITCHEN - PRECIOUS BROWN | TAJ MAHAL
- KITCHEN - BLACK TEMPEST
- BAR - GALAXY
- SPA - AQUA
- BATHROOM - AMETHYST

SURFACE RANGE & TECHNICAL SPECS



ENJOY THE VIDEO





- ^
- FLOOR
**Marvel Diva
Ice Crystal**
Polished
120x240 cm | 47¹/₄"x94¹/₂"
- STAIRS
**Boost Balance
Ash**
Matte Sensitech
120x120 cm | 47¹/₄"x47¹/₄"
- WALL
**Marvel Diva
Ice Crystal**
Polished
120x278 cm | 47¹/₄"x109¹/₂"
- <
- FLOOR
**Marvel Diva
Ice Crystal**
Polished
120x240 cm | 47¹/₄"x94¹/₂"
- WALL
**Atlas Plan
Ice Crystal Bookmatch**
Polished
160x320 cm | 63"x126"
- DESK
**Atlas Plan
Ice Crystal**
Polished
162x324 cm | 63³/₄"x127¹/₂"

INDEX



INSPIRATION



IMAGE
GALLERY



- KITCHEN - BAOBAB
- HOTEL LOBBY - ICE CRYSTAL
- LUXURY STORE - SKY STONE
- SUITE BEDROOM WITH
BATHROOM - WHITE EVEREST
- LIVINGROOM - PRECIOUS
BROWN | TAJ MAHAL
- BATHROOM - TAJ MAHAL
- LIVINGROOM AND KITCHEN -
PRECIOUS BROWN | TAJ MAHAL
- KITCHEN - BLACK TEMPEST
- BAR - GALAXY
- SPA - AQUA
- BATHROOM - AMETHYST

SURFACE
RANGE &
TECHNICAL
SPECS



ENJOY
THE VIDEO





INDEX



INSPIRATION



IMAGE GALLERY



- KITCHEN - BAOBAB
- HOTEL LOBBY - ICE CRYSTAL
- LUXURY STORE - SKY STONE
- SUITE BEDROOM WITH BATHROOM - WHITE EVEREST
- LIVINGROOM - PRECIOUS BROWN | TAJ MAHAL
- BATHROOM - TAJ MAHAL
- LIVINGROOM AND KITCHEN - PRECIOUS BROWN | TAJ MAHAL
- KITCHEN - BLACK TEMPEST
- BAR - GALAXY
- SPA - AQUA
- BATHROOM - AMETHYST

SURFACE RANGE & TECHNICAL SPECS



ENJOY THE VIDEO



SKY STONE

LIMITLESS HORIZON.



| | | |
|--|---|---|
| FLOOR | WALL | DESK |
| Boost Balance | Marvel Diva | Atlas Plan |
| Ash | Sky Stone | Sky Stone |
| Matte Sensitech | Silk | Silk |
| 120x120 cm 47 ¹ / ₄ "x47 ¹ / ₄ " | 120x278 cm 47 ¹ / ₄ "x109 ¹ / ₂ " | 162x324 cm 63 ³ / ₄ "x127 ¹ / ₂ " |

INDEX



INSPIRATION



IMAGE GALLERY



- KITCHEN - BAOBAB
- HOTEL LOBBY - ICE CRYSTAL
- LUXURY STORE - SKY STONE
- SUITE BEDROOM WITH BATHROOM - WHITE EVEREST
- LIVINGROOM - PRECIOUS BROWN | TAJ MAHAL
- BATHROOM - TAJ MAHAL
- LIVINGROOM AND KITCHEN - PRECIOUS BROWN | TAJ MAHAL
- KITCHEN - BLACK TEMPEST
- BAR - GALAXY
- SPA - AQUA
- BATHROOM - AMETHYST

SURFACE RANGE & TECHNICAL SPECS



ENJOY THE VIDEO





FLOOR
Boost Balance
Ash
 Matte Sensitech
 120x120 cm | 47¹/₄"x47¹/₄"

WALL
Marvel Diva
Sky Stone
 Silk
 120x278 cm | 47¹/₄"x109¹/₂"

Marvel Diva
Sky Stone Mosaico Grid
 Velvet Velvetech
 59,5x118,2 cm | 23³/₈"x46¹/₂"



INDEX



INSPIRATION



IMAGE GALLERY



KITCHEN - BAOBAB
 HOTEL LOBBY - ICE CRYSTAL
 LUXURY STORE - SKY STONE
 SUITE BEDROOM WITH
 BATHROOM - WHITE EVEREST
 LIVINGROOM - PRECIOUS
 BROWN | TAJ MAHAL
 BATHROOM - TAJ MAHAL
 LIVINGROOM AND KITCHEN -
 PRECIOUS BROWN | TAJ MAHAL
 KITCHEN - BLACK TEMPEST
 BAR - GALAXY
 SPA - AQUA
 BATHROOM - AMETHYST

SURFACE RANGE & TECHNICAL SPECS



ENJOY THE VIDEO





FLOOR
Boost Balance
 Ash
 Matte Sensitech
 120x120 cm | 47¹/₄"x47¹/₄"

WALL
Marvel Diva
 Sky Stone Field
 Matte
 50x120 cm | 47¹/₄"x19⁵/₈"

INDEX



INSPIRATION



IMAGE GALLERY



- KITCHEN - BAOBAB
- HOTEL LOBBY - ICE CRYSTAL
- LUXURY STORE - SKY STONE
- SUITE BEDROOM WITH BATHROOM - WHITE EVEREST
- LIVINGROOM - PRECIOUS BROWN | TAJ MAHAL
- BATHROOM - TAJ MAHAL
- LIVINGROOM AND KITCHEN - PRECIOUS BROWN | TAJ MAHAL
- KITCHEN - BLACK TEMPEST
- BAR - GALAXY
- SPA - AQUA
- BATHROOM - AMETHYST

SURFACE RANGE & TECHNICAL SPECS



ENJOY THE VIDEO





INDEX



INSPIRATION



IMAGE GALLERY



- KITCHEN - BAOBAB
- HOTEL LOBBY - ICE CRYSTAL
- LUXURY STORE - SKY STONE
- SUITE BEDROOM WITH BATHROOM - WHITE EVEREST
- LIVINGROOM - PRECIOUS BROWN | TAJ MAHAL
- BATHROOM - TAJ MAHAL
- LIVINGROOM AND KITCHEN - PRECIOUS BROWN | TAJ MAHAL
- KITCHEN - BLACK TEMPEST
- BAR - GALAXY
- SPA - AQUA
- BATHROOM - AMETHYST

SURFACE RANGE & TECHNICAL SPECS



ENJOY THE VIDEO



WHITE EVEREST

ENDURING ATTITUDE.



FLOOR
 Boost Balance
 Pearl
 Matte Sensitech
 120x120 cm | 47 1/4" x 47 1/4"

WALL
 Marvel Diva
 White Everest
 Silk
 120x278 cm | 47 1/4" x 109 1/2"

OUTDOOR FLOOR
 Boost Balance
 Pearl
 Outdoor Sensitech ± 20mm
 120x120 cm | 47 1/4" x 47 1/4"

OUTDOOR WALL
 Boost Balance
 Pearl
 Matte
 120x278 cm | 47 1/4" x 109 1/2"

INDEX



INSPIRATION



IMAGE GALLERY



- KITCHEN - BAOBAB
- HOTEL LOBBY - ICE CRYSTAL
- LUXURY STORE - SKY STONE
- SUITE BEDROOM WITH BATHROOM - WHITE EVEREST
- LIVINGROOM - PRECIOUS BROWN | TAJ MAHAL
- BATHROOM - TAJ MAHAL
- LIVINGROOM AND KITCHEN - PRECIOUS BROWN | TAJ MAHAL
- KITCHEN - BLACK TEMPEST
- BAR - GALAXY
- SPA - AQUA
- BATHROOM - AMETHYST

SURFACE RANGE & TECHNICAL SPECS



ENJOY THE VIDEO





^
WALL
Marvel Diva
White Everest Field
Matte
50x120 cm | 19⁵/₈"x47¹/₄"

<
FLOOR
Marvel Diva
White Everest
Velvet Velvetech
120x120 cm | 47¹/₄"x47¹/₄"

WALL
Marvel Diva
White Everest 3D Crease
Matte
50x120 cm | 19⁵/₈"x47¹/₄"

INDEX



INSPIRATION



IMAGE GALLERY



- KITCHEN - BAOBAB
- HOTEL LOBBY - ICE CRYSTAL
- LUXURY STORE - SKY STONE
- SUITE BEDROOM WITH
- BATHROOM - WHITE EVEREST
- LIVINGROOM - PRECIOUS
- BROWN | TAJ MAHAL
- BATHROOM - TAJ MAHAL
- LIVINGROOM AND KITCHEN -
- PRECIOUS BROWN | TAJ MAHAL
- KITCHEN - BLACK TEMPEST
- BAR - GALAXY
- SPA - AQUA
- BATHROOM - AMETHYST

SURFACE RANGE & TECHNICAL SPECS



ENJOY THE VIDEO





INDEX



INSPIRATION



IMAGE GALLERY



- KITCHEN - BAOBAB
- HOTEL LOBBY - ICE CRYSTAL
- LUXURY STORE - SKY STONE
- SUITE BEDROOM WITH BATHROOM - WHITE EVEREST
- LIVINGROOM - PRECIOUS BROWN | TAJ MAHAL
- BATHROOM - TAJ MAHAL
- LIVINGROOM AND KITCHEN - PRECIOUS BROWN | TAJ MAHAL
- KITCHEN - BLACK TEMPEST
- BAR - GALAXY
- SPA - AQUA
- BATHROOM - AMETHYST

SURFACE RANGE & TECHNICAL SPECS



ENJOY THE VIDEO



TAJ MAHAL
MEET THE ETERNITY.



FLOOR
 Marvel Diva
 Taj Mahal
 Velvet Velvetch
 120x120 cm | 47¹/₄"x47¹/₄"

WALL
 Marvel Diva
 Taj Mahal
 Silk
 120x278 cm | 47¹/₄"x109¹/₂"

Marvel Diva
 Precious Brown
 Silk
 120x278 cm | 47¹/₄"x109¹/₂"

FIREPLACE DECOR
 Marvel Diva
 Taj Mahal Mosaico Grid
 Velvet Velvetch
 59,5x118,2 cm | 23³/₈"x46¹/₂"

INDEX



INSPIRATION



IMAGE GALLERY



- KITCHEN - BAOBAB
- HOTEL LOBBY - ICE CRYSTAL
- LUXURY STORE - SKY STONE
- SUITE BEDROOM WITH
- BATHROOM - WHITE EVEREST
- LIVINGROOM - PRECIOUS
- BROWN | TAJ MAHAL
- BATHROOM - TAJ MAHAL
- LIVINGROOM AND KITCHEN -
- PRECIOUS BROWN | TAJ MAHAL
- KITCHEN - BLACK TEMPEST
- BAR - GALAXY
- SPA - AQUA
- BATHROOM - AMETHYST

SURFACE RANGE & TECHNICAL SPECS



ENJOY THE VIDEO





FLOOR
Marvel Diva
Taj Mahal
 Velvet Velvtech
 120x120 cm | 47¹/₄"x47¹/₄"

FIREPLACE DECOR
Marvel Diva
Taj Mahal Mosaico Grid
 Velvet Velvtech
 59,5x118,2 cm | 23³/₈"x46¹/₂"

INDEX



INSPIRATION



IMAGE GALLERY



- KITCHEN - BAOBAB
- HOTEL LOBBY - ICE CRYSTAL
- LUXURY STORE - SKY STONE
- SUITE BEDROOM WITH
- LIVINGROOM - PRECIOUS
- BATHROOM - WHITE EVEREST
- BROWN | TAJ MAHAL
- BATHROOM - TAJ MAHAL
- LIVINGROOM AND KITCHEN -
- PRECIOUS BROWN | TAJ MAHAL
- KITCHEN - BLACK TEMPEST
- BAR - GALAXY
- SPA - AQUA
- BATHROOM - AMETHYST

SURFACE RANGE & TECHNICAL SPECS



ENJOY THE VIDEO





FLOOR
Marvel Diva
Taj Mahal
Velvet Velvetch
120x120 cm | 47¹/₄"x47¹/₄"

SHOWER FLOOR
Log
Icon Oak Forest
Grip Sensitech
20x120 cm | 7⁷/₈"x47¹/₄"

WALL
Marvel Diva
Taj Mahal Field
Matte
50x120 cm | 19⁵/₈"x47¹/₄"

SHOWER DECOR
Marvel Diva
Taj Mahal Mosaico Grid
Velvet Velvetch
59,5x118,2 cm | 23³/₈"x46¹/₂"

SINKS | EVOLUZIONE - BLOCK
Habitat
Marvel Diva Precious Brown Silk
Biscuit Grey Basin
85x45 cm | 33¹/₂"x17³/₄"

INDEX



INSPIRATION



IMAGE GALLERY



- KITCHEN - BAOBAB
- HOTEL LOBBY - ICE CRYSTAL
- LUXURY STORE - SKY STONE
- SUITE BEDROOM WITH
- BATHROOM - WHITE EVEREST
- LIVINGROOM - PRECIOUS BROWN | TAJ MAHAL
- BATHROOM - TAJ MAHAL
- LIVINGROOM AND KITCHEN - PRECIOUS BROWN | TAJ MAHAL
- KITCHEN - BLACK TEMPEST
- BAR - GALAXY
- SPA - AQUA
- BATHROOM - AMETHYST

SURFACE RANGE & TECHNICAL SPECS



ENJOY THE VIDEO





^
WALL
Marvel Diva
Taj Mahal Field
Matte
50x120 cm | 19⁵/₈"x47¹/₄"

<
FLOOR
Marvel Diva
Taj Mahal
Velvet Velvetech
120x120 cm | 47¹/₄"x47¹/₄"

SHOWER FLOOR
Log
Icon Oak Forest
Grip Sensitech
20x120 cm | 7⁷/₈"x47¹/₄"

SHOWER DECOR
Marvel Diva
Taj Mahal Mosaico Grid
Velvet Velvetech
59,5x118,2 cm | 23³/₈"x46¹/₂"

INDEX



INSPIRATION



IMAGE GALLERY



- KITCHEN - BAOBAB
- HOTEL LOBBY - ICE CRYSTAL
- LUXURY STORE - SKY STONE
- SUITE BEDROOM WITH BATHROOM - WHITE EVEREST
- LIVINGROOM - PRECIOUS BROWN | TAJ MAHAL
- BATHROOM - TAJ MAHAL
- LIVINGROOM AND KITCHEN - PRECIOUS BROWN | TAJ MAHAL
- KITCHEN - BLACK TEMPEST
- BAR - GALAXY
- SPA - AQUA
- BATHROOM - AMETHYST

SURFACE RANGE & TECHNICAL SPECS



ENJOY THE VIDEO





INDEX



INSPIRATION



IMAGE GALLERY



- KITCHEN - BAOBAB
- HOTEL LOBBY - ICE CRYSTAL
- LUXURY STORE - SKY STONE
- SUITE BEDROOM WITH BATHROOM - WHITE EVEREST
- LIVINGROOM - PRECIOUS BROWN | TAJ MAHAL
- BATHROOM - TAJ MAHAL
- LIVINGROOM AND KITCHEN - PRECIOUS BROWN | TAJ MAHAL
- KITCHEN - BLACK TEMPEST
- BAR - GALAXY
- SPA - AQUA
- BATHROOM - AMETHYST

SURFACE RANGE & TECHNICAL SPECS



ENJOY THE VIDEO



PRECIOUS BROWN

WARM EXPLOSION.



^
WALL
Marvel Diva
Precious Brown
Silk
120x278 cm | 47¹/₄"x109¹/₂"

COFFEE TABLE | **BROOKLYN 25**
Habitat
Marvel Diva Precious Brown
Silk
60x90 cm | 23⁵/₈"x35³/₈"

>
FLOOR
Atlas Plan
Boost Balance Ash
Matte
160x320 cm | 63"x126"

WALL
Atlas Plan
Marvel Diva Taj Mahal
Silk
160x320 cm | 63"x126"

Atlas Plan
Precious Brown
Silk
160x320 cm | 63"x126"

COUNTERTOP | FURNITURE
Atlas Plan
Taj Mahal
Silk
162x324 cm | 63³/₄"x127¹/₂"

DINING TABLE | **INCONTRO 75**
Habitat
Precious Brown
Silk
100x180 cm | 39³/₈"x70⁷/₈"



INDEX



INSPIRATION



IMAGE GALLERY



- KITCHEN - BAOBAB
- HOTEL LOBBY - ICE CRYSTAL
- LUXURY STORE - SKY STONE
- SUITE BEDROOM WITH BATHROOM - WHITE EVEREST
- LIVINGROOM - PRECIOUS BROWN | TAJ MAHAL
- BATHROOM - TAJ MAHAL
- LIVINGROOM AND KITCHEN - PRECIOUS BROWN | TAJ MAHAL
- KITCHEN - BLACK TEMPEST
- BAR - GALAXY
- SPA - AQUA
- BATHROOM - AMETHYST

SURFACE RANGE & TECHNICAL SPECS



ENJOY THE VIDEO



INDEX



INSPIRATION



IMAGE GALLERY




- KITCHEN - BAOBAB
- HOTEL LOBBY - ICE CRYSTAL
- LUXURY STORE - SKY STONE
- SUITE BEDROOM WITH BATHROOM - WHITE EVEREST
- LIVINGROOM - PRECIOUS BROWN | TAJ MAHAL
- BATHROOM - TAJ MAHAL
- LIVINGROOM AND KITCHEN - PRECIOUS BROWN | TAJ MAHAL
- KITCHEN - BLACK TEMPEST
- BAR - GALAXY
- SPA - AQUA
- BATHROOM - AMETHYST

SURFACE RANGE & TECHNICAL SPECS



ENJOY THE VIDEO



BLACK TEMPEST

NUANCES OF DARKNESS.



| | | | | |
|---|--|---|---|--|
| FLOOR Boost Balance Smoke Matte Sensitech 120x120 cm 47 1/4" x 47 1/4" | WALL Marvel Diva Black Tempest Silk 120x278 cm 47 1/4" x 109 1/2" | BACKSPLASH Marvel Diva Black Tempest Mosaico Chevron Velvet Velvetch 17,5x46,3 cm 6 7/8" x 18 1/4" | COUNTERTOP FURNITURE Atlas Plan Black Tempest Silk 162x324 cm 63 3/4" x 127 1/2" | Atlas Plan Noce Canaletto Matte 160x320 cm 63" x 126" |
|---|--|---|---|--|

INDEX



INSPIRATION



IMAGE GALLERY



KITCHEN - BAOBAB
HOTEL LOBBY - ICE CRYSTAL
LUXURY STORE - SKY STONE
SUITE BEDROOM WITH
BATHROOM - WHITE EVEREST
LIVINGROOM - PRECIOUS
BROWN | TAJ MAHAL
BATHROOM - TAJ MAHAL
LIVINGROOM AND KITCHEN -
PRECIOUS BROWN | TAJ MAHAL
KITCHEN - BLACK TEMPEST
BAR - GALAXY
SPA - AQUA
BATHROOM - AMETHYST

SURFACE RANGE & TECHNICAL SPECS



ENJOY THE VIDEO





^
 BACKSPLASH
Marvel Diva
Black Tempest Mosaico Chevron
 Velvet Velvetch
 17,5x46,3 cm | 6⁷/₈"x18¹/₄"

>
 FLOOR
Boost Balance
Smoke
 Matte Sensitech
 120x120 cm | 47¹/₄"x47¹/₄"

COUNTERTOP | FURNITURE
Atlas Plan
Black Tempest
 Silk
 162x324 cm | 63³/₄"x127¹/₂"

Atlas Plan
Noce Canaletto
 Matte
 160x320 cm | 63"x126"



INDEX



INSPIRATION



IMAGE GALLERY



- KITCHEN - BAOBAB
- HOTEL LOBBY - ICE CRYSTAL
- LUXURY STORE - SKY STONE
- SUITE BEDROOM WITH BATHROOM - WHITE EVEREST
- LIVINGROOM - PRECIOUS BROWN | TAJ MAHAL
- BATHROOM - TAJ MAHAL
- LIVINGROOM AND KITCHEN - PRECIOUS BROWN | TAJ MAHAL
- KITCHEN - BLACK TEMPEST
- BAR - GALAXY
- SPA - AQUA
- BATHROOM - AMETHYST

SURFACE RANGE & TECHNICAL SPECS



ENJOY THE VIDEO





INDEX



INSPIRATION



IMAGE GALLERY



- KITCHEN - BAOBAB
- HOTEL LOBBY - ICE CRYSTAL
- LUXURY STORE - SKY STONE
- SUITE BEDROOM WITH BATHROOM - WHITE EVEREST
- LIVINGROOM - PRECIOUS BROWN | TAJ MAHAL
- BATHROOM - TAJ MAHAL
- LIVINGROOM AND KITCHEN - PRECIOUS BROWN | TAJ MAHAL
- KITCHEN - BLACK TEMPEST
- BAR - GALAXY
- SPA - AQUA
- BATHROOM - AMETHYST

SURFACE RANGE & TECHNICAL SPECS



ENJOY THE VIDEO



GALAXY
COSMIC DETAILS.



FLOOR
Boost Balance
Grey
Matte Sensitech
120x120 cm | 47 1/4" x 47 1/4"

WALL
Marvel Diva
Galaxy
Polished
120x278 cm | 47 1/4" x 109 1/2"

FURNITURE
Marvel Diva
Galaxy
Polished
120x278 cm | 47 1/4" x 109 1/2"

INDEX



INSPIRATION



IMAGE GALLERY



- KITCHEN - BAOBAB
- HOTEL LOBBY - ICE CRYSTAL
- LUXURY STORE - SKY STONE
- SUITE BEDROOM WITH
- BATHROOM - WHITE EVEREST
- LIVINGROOM - PRECIOUS
- BROWN | TAJ MAHAL
- BATHROOM - TAJ MAHAL
- LIVINGROOM AND KITCHEN -
- PRECIOUS BROWN | TAJ MAHAL
- KITCHEN - BLACK TEMPEST
- BAR - GALAXY
- SPA - AQUA
- BATHROOM - AMETHYST

SURFACE RANGE & TECHNICAL SPECS



ENJOY THE VIDEO





FLOOR
Boost Balance Grey
 Matte Sensitech
 120x120 cm | 47¹/₄"x47¹/₄"

WALL
Marvel Diva Galaxy
 Polished
 120x278 cm | 47¹/₄"x109¹/₂"

FURNITURE
Marvel Diva Galaxy
 Polished
 120x278 cm | 47¹/₄"x109¹/₂"

INDEX



INSPIRATION



IMAGE GALLERY



- KITCHEN - BAOBAB
- HOTEL LOBBY - ICE CRYSTAL
- LUXURY STORE - SKY STONE
- SUITE BEDROOM WITH BATHROOM - WHITE EVEREST
- LIVINGROOM - PRECIOUS BROWN | TAJ MAHAL
- BATHROOM - TAJ MAHAL
- LIVINGROOM AND KITCHEN - PRECIOUS BROWN | TAJ MAHAL
- KITCHEN - BLACK TEMPEST
- BAR - GALAXY
- SPA - AQUA
- BATHROOM - AMETHYST

SURFACE RANGE & TECHNICAL SPECS



ENJOY THE VIDEO



INDEX



INSPIRATION



IMAGE GALLERY



- KITCHEN - BAOBAB
- HOTEL LOBBY - ICE CRYSTAL
- LUXURY STORE - SKY STONE
- SUITE BEDROOM WITH
- BATHROOM - WHITE EVEREST
- LIVINGROOM - PRECIOUS
- BROWN | TAJ MAHAL
- BATHROOM - TAJ MAHAL
- LIVINGROOM AND KITCHEN -
- PRECIOUS BROWN | TAJ MAHAL
- KITCHEN - BLACK TEMPEST
- BAR - GALAXY
- SPA - AQUA
- BATHROOM - AMETHYST

SURFACE RANGE & TECHNICAL SPECS



ENJOY THE VIDEO



AQUA
REFLECTION OF NATURE.



FLOOR
Marvel Shine
Calcatta Delicato
Matte Sensitech
120x120 cm | 47 1/4" x 47 1/4"

WALL
Marvel Diva
Aqua
Polished
120x278 cm | 47 1/4" x 109 1/2"

FURNITURE
Marvel Diva
Aqua
Polished
120x278 cm | 47 1/4" x 109 1/2"

INDEX



INSPIRATION



IMAGE GALLERY



- KITCHEN - BAOBAB
- HOTEL LOBBY - ICE CRYSTAL
- LUXURY STORE - SKY STONE
- SUITE BEDROOM WITH BATHROOM - WHITE EVEREST
- LIVINGROOM - PRECIOUS BROWN | TAJ MAHAL
- BATHROOM - TAJ MAHAL
- LIVINGROOM AND KITCHEN - PRECIOUS BROWN | TAJ MAHAL
- KITCHEN - BLACK TEMPEST
- BAR - GALAXY
- SPA - AQUA
- BATHROOM - AMETHYST

SURFACE RANGE & TECHNICAL SPECS



ENJOY THE VIDEO





FLOOR
Marvel Shine
Calcatta Delicato
 Matte Sensitech
 120x120 cm | 47¹/₄"x47¹/₄"

WALL
Marvel Diva
Aqua
 Polished
 120x278 cm | 47¹/₄"x109¹/₂"

Marvel Diva
Aqua Mosaico Triangle
 Polished
 28,9x33,4 cm | 11³/₈"x13¹/₈"

TOP | **EVOLUZIONE - DUO**
Habitat
Marvel Diva Aqua Polished
Rectangular Grey Basin
 240x45x12 cm | 94¹/₂"x17³/₄"x4³/₄"

SHELF | **ESSENZA - THIN**
Habitat
Marvel Diva Aqua
 Polished
 240x35x5 cm | 94¹/₂"x13³/₄"x2"

SIDE TABLE | **CONTATTO**
Habitat
Black Lava
 Leathered
 ø 45 cm | 17³/₄"



INDEX



INSPIRATION



IMAGE GALLERY



KITCHEN - BAOBAB
 HOTEL LOBBY - ICE CRYSTAL
 LUXURY STORE - SKY STONE
 SUITE BEDROOM WITH
 BATHROOM - WHITE EVEREST
 LIVINGROOM - PRECIOUS
 BROWN | TAJ MAHAL
 BATHROOM - TAJ MAHAL
 LIVINGROOM AND KITCHEN -
 PRECIOUS BROWN | TAJ MAHAL
 KITCHEN - BLACK TEMPEST
 BAR - GALAXY
 SPA - AQUA
 BATHROOM - AMETHYST

SURFACE RANGE & TECHNICAL SPECS



ENJOY THE VIDEO





INDEX



INSPIRATION



IMAGE GALLERY



- KITCHEN - BAOBAB
- HOTEL LOBBY - ICE CRYSTAL
- LUXURY STORE - SKY STONE
- SUITE BEDROOM WITH
- BATHROOM - WHITE EVEREST
- LIVINGROOM - PRECIOUS
- BROWN | TAJ MAHAL
- BATHROOM - TAJ MAHAL
- LIVINGROOM AND KITCHEN -
- PRECIOUS BROWN | TAJ MAHAL
- KITCHEN - BLACK TEMPEST
- BAR - GALAXY
- SPA - AQUA
- BATHROOM - AMETHYST

SURFACE RANGE & TECHNICAL SPECS



ENJOY THE VIDEO



AMETHYST

PRECIOUS ESSENCE.



FLOOR
Boost Natural
Kaolin
 Matte Sensitech
 120x120 cm | 47¹/₄"x47¹/₄"

WALL
Marvel Diva
Amethyst
 Polished
 120x278 cm | 47¹/₄"x109¹/₂"

Marvel Diva
Amethyst Mosaico Twist
 Polished
 27,6x35 cm | 10⁷/₈"x13³/₄"

VANITY UNIT | **ARMONIA**
Habitat
Marvel Diva Amethyst
 Polished
 240x50x53 cm - 90¹/₂"x19⁵/₈"x20⁷/₈"

INDEX



INSPIRATION



IMAGE GALLERY



KITCHEN - BAOBAB
 HOTEL LOBBY - ICE CRYSTAL
 LUXURY STORE - SKY STONE
 SUITE BEDROOM WITH
 BATHROOM - WHITE EVEREST
 LIVINGROOM - PRECIOUS
 BROWN | TAJ MAHAL
 BATHROOM - TAJ MAHAL
 LIVINGROOM AND KITCHEN -
 PRECIOUS BROWN | TAJ MAHAL
 KITCHEN - BLACK TEMPEST
 BAR - GALAXY
 SPA - AQUA
 BATHROOM - AMETHYST

SURFACE
 RANGE &
 TECHNICAL
 SPECS



ENJOY
 THE VIDEO





^
FLOOR
Boost Natural Kaolin
 Matte Sensitech
 120x120 cm | 47¹/₄"x47¹/₄"

WALL
Marvel Diva Amethyst
 Polished
 120x278 cm | 47¹/₄"x109¹/₂"

<
FLOOR
Boost Natural Kaolin
 Matte Sensitech
 120x120 cm | 47¹/₄"x47¹/₄"

WALL
Marvel Diva Amethyst Mosaico Twist
 Polished
 27,6x35 cm | 10⁷/₈"x13³/₄"

VANITY UNIT | ARMONIA Habitat
Marvel Diva Amethyst
 Polished
 240x50x53 cm - 90¹/₂"x19⁵/₈"x20⁷/₈"

INDEX



INSPIRATION



IMAGE GALLERY



KITCHEN - BAOBAB
 HOTEL LOBBY - ICE CRYSTAL
 LUXURY STORE - SKY STONE
 SUITE BEDROOM WITH
 BATHROOM - WHITE EVEREST
 LIVINGROOM - PRECIOUS
 BROWN | TAJ MAHAL
 BATHROOM - TAJ MAHAL
 LIVINGROOM AND KITCHEN -
 PRECIOUS BROWN | TAJ MAHAL
 KITCHEN - BLACK TEMPEST
 BAR - GALAXY
 SPA - AQUA
 BATHROOM - AMETHYST

SURFACE RANGE & TECHNICAL SPECS



ENJOY THE VIDEO





SURFACE RANGE & TECHNICAL SPECIFICATIONS

- ↳ MARVEL DIVA RANGE
- ↳ SENSITECH & VELVETECH TECHNOLOGY
- ↳ TECHNICAL SPECIFICATIONS
- ↳ MARVEL WORLD

INDEX



INSPIRATION



IMAGE GALLERY



SURFACE RANGE & TECHNICAL SPECS



MARVEL DIVA RANGE
 SENSITECH & VELVETECH TECHNOLOGY
 TECHNICAL SPECIFICATIONS
 MARVEL WORLD

ENJOY THE VIDEO



Porcelain tiles

PORCELAIN TILES - Gres Porcellanato - Grès cérame - Feinsteinzeug - Gres porcelánico - Керамический гранит
RECTIFIED MONOCALIBER - Rettificato monocalibro - Rectifié mono-calibre - Geschliffen einkalibrig - Rectificado monocalibre - Ретифицированный в одном калибре

| | | Ice Crystal | White Everest | Taj Mahal | Amethyst | Precious Brown |
|--|---------|---|---|---|------------|------------------|
| <p>Floor Wall Bathroom furniture</p> | | | | | | |
| 160x320* cm - 63"x126" | ± 6 mm | Polished ● Silk ● | Silk ■ | Polished ● Silk ● | | Silk ■ |
| 120x278 cm - 47 1/4"x109 1/2" | ± 6 mm | Polished ● Silk ● | Polished ● Silk ● | Polished ● Silk ● | Polished ● | Silk ● |
| 120x240 cm - 47 1/4"x94 1/2" | ± 9 mm | Polished | Polished | Polished | | |
| 120x120 cm - 47 1/4"x47 1/4" | ± 9 mm | Velvet Velvetech | Velvet Velvetech | Velvet Velvetech | | |
| 60x120 cm - 23 5/8"x47 1/4" | ± 9 mm | Polished Velvet Velvetech Matte Sensitech | Polished Velvet Velvetech Matte Sensitech | Polished Velvet Velvetech Matte Sensitech | Polished | Velvet Velvetech |
| <p>Slabs for countertops and furniture</p> | | | | | | |
| 162x324* cm - 63 3/4"x127 1/2" > Non rectified Non rettificato | ± 12 mm | Polished ■ Silk ■ | Silk ■ | Polished ■ Silk ■ | | Silk ■ |
| 159x324* cm - 62 5/8"x127 1/2" > Non rectified Non rettificato | ± 20 mm | | | Polished | | |

* Atlas Plan ■ Also available in bookmatch ● Also available kit endless

| | | Aqua | Baobab | Sky Stone | Galaxy | Black Tempest |
|--|---------|------------|------------|------------------|------------|------------------|
| <p>Floor Wall Bathroom furniture</p> | | | | | | |
| 160x320* cm - 63"x126" | ± 6 mm | | Polished ● | | | |
| 120x278 cm - 47 1/4"x109 1/2" | ± 6 mm | Polished ● | Polished ● | Silk ● | Polished ● | Silk ● |
| 120x240 cm - 47 1/4"x94 1/2" | ± 9 mm | | | | | |
| 120x120 cm - 47 1/4"x47 1/4" | ± 9 mm | | | | | |
| 60x120 cm - 23 5/8"x47 1/4" | ± 9 mm | Polished | Polished | Velvet Velvetech | Polished | Velvet Velvetech |
| <p>Slabs for countertops and furniture</p> | | | | | | |
| 162x324* cm - 63 3/4"x127 1/2" > Non rectified Non rettificato | ± 12 mm | | Polished ■ | Silk ■ | | Silk ■ |

* Atlas Plan ■ Also available in bookmatch ● Also available kit endless

Wall tiles

WALL TILES - Rivestimenti - Revêtements - Wandfliesen - Revestimientos - Настенная плитка
RECTIFIED MONOCALIBER - Rettificato monocalibro - Rectifié mono-calibre - Geschliffen einkalibrig - Rectificado monocalibre - Ретифицированный в одном калибре










| | | Ice Crystal | White Everest | Taj Mahal | Sky Stone |
|---------------------------------------|----------|-------------|---------------|-----------|-----------|
| <p>Wall</p> | | | | | |
| 50x120 cm - 19 5/8"x47 1/4" Field | ± 8,5 mm | Matte | Matte | Matte | Matte |
| 50x120 cm - 19 5/8"x47 1/4" 3D Crease | ± 8,5 mm | Matte | Matte | | |

Sensitech pag.90 **Velvetech** pag.91

Note on Polished and Velvet surface finish / Nota sulla finitura Lappata e Velvet. pag.92

The Polished and Velvet finishes are suitable for residential or low-traffic commercial floors, where no anti-slip performance is required. If the product is in direct contact with the outdoors, moisture and dirt absorption devices must be used to prevent scratching. The glossy Polished finish offers a surprisingly bright, mirrored surface with slight irregularities typical of natural marbles. The surface's shine and great ease of cleaning are the result of in-depth studies and technical research aimed at ensuring its durability over time. The Velvet surface replicates the effect of semi-Polished marble. It has a velvety touch and silky highlights. The natural character of the surface is highlighted by areas of different opacity perceptible in oblique or reflected light. Le finiture Lappata e Velvet sono indicate per pavimenti residenziali o commerciali poco sollecitati, laddove non siano richieste prestazioni antiscivolo. Se il prodotto è a diretto contatto con l'esterno, prevedere dei dispositivi di assorbimento dell'umidità e dello sporco per prevenire la formazione di graffi. La finitura Lappata lucida offre una superficie sorprendentemente brillante e specchiante, con lievi irregolarità tipiche dei marmi naturali. La lucentezza e l'elevata facilità di pulizia della superficie sono frutto di studi approfonditi e accurate ricerche tecniche volte a garantirne la persistenza nel tempo. La superficie Velvet replica l'effetto di un marmo levigato. Si distingue per la mano vellutata e per i riflessi semi-opachi. La naturalezza della superficie è evidenziata da zone di diversa opacità percettibili in luce radente o riflessa.

| Destination of use | Anti-slip | Color-shading |
|--|---------------------------------|---|
| <p>M Silk ± 6 mm Polished ± 6-9 mm Velvet Velvetech ± 9 mm</p> | <p>H Matte Sensitech ± 9 mm</p> | <p>R10 B Matte Sensitech ± 9 mm</p> |
| | | <p>V3 Moderate Variation All colors</p> |



INDEX




INSPIRATION



IMAGE GALLERY



SURFACE RANGE & TECHNICAL SPECS



MARVEL DIVA RANGE
SENSITECH & VELVETECH
TECHNOLOGY
TECHNICAL SPECIFICATIONS
MARVEL WORLD

ENJOY THE VIDEO



Kit Endless

PORCELAIN TILES - Gres Porcellanato - Grès cérame - Feinsteinzeug - Gres porcelánico - Керамический гранит
RECTIFIED MONOCALIBER - Rettificato monocalibro - Rectifié mono-calibre - Geschliffen einkalibrig - Rectificado monocalibre - Ретифицированный в одном калибре

INDEX




INSPIRATION



IMAGE GALLERY




SURFACE RANGE & TECHNICAL SPECS




MARVEL DIVA RANGE
SENSITECH & VELVETECH
TECHNOLOGY
TECHNICAL SPECIFICATIONS
MARVEL WORLD

ENJOY THE VIDEO




Marvel Diva Ice Crystal ^{(1) (2)}
120x278 cm - 47 1/4"x109 1/2"

Kit Endless also available. *



Marvel Diva Amethyst ^{(1) (2)}
120x278 cm - 47 1/4"x109 1/2"

Kit Endless also available. *




Marvel Diva Baobab ^{(1) (2)}
120x278 cm - 47 1/4"x109 1/2"

Kit Endless also available. *



Marvel Diva Galaxy ^{(1) (2)}
120x278 cm - 47 1/4"x109 1/2"

Kit Endless also available. *




Marvel Diva White Everest ^{(1) (2)}
120x278 cm - 47 1/4"x109 1/2"

Kit Endless also available. *




Marvel Diva Precious Brown ^{(1) (2)}
120x278 cm - 47 1/4"x109 1/2"

Kit Endless also available. *



Marvel Diva Sky Stone ^{(1) (2)}
120x278 cm - 47 1/4"x109 1/2"

Kit Endless also available. *




Marvel Diva Black Tempest ^{(1) (2)}
120x278 cm - 47 1/4"x109 1/2"

Kit Endless also available. *



Marvel Diva Taj Mahal ^{(1) (2)}
120x278 cm - 47 1/4"x109 1/2"

Kit Endless also available. *



Marvel Diva Aqua ^{(1) (2)}
120x278 cm - 47 1/4"x109 1/2"

Kit Endless also available. *

* The Endless Kits guarantee the presence of the exact sequence of graphics inside the packaging. - I Kit Endless garantiscono la presenza dell'esatta sequenza delle grafiche all'interno dell'imballo. - Les Kit Endless garantissent la présence de la séquence exacte des graphismes à l'intérieur de l'emballage. - Kit Endless garantiert die exakten grafischen Sequenzen in der Packung. - Комплекты Kit Endless обеспечивают наличие точной последовательности рисунков внутри упаковки.

⁽¹⁾ The various graphics of the product are distributed randomly in the boxes, without the possibility of choosing between the available patterns. - All'interno delle casse, le varie grafiche del prodotto sono distribuite in modo casuale, senza possibilità di scelta tra i pattern disponibili. - À l'intérieur des caisses, les différents graphismes du produit sont distribués en mode aléatoire, sans possibilité de choix entre les motifs disponibles. Die Kisten enthalten die verschiedenen Grafiken des Artikels nach dem Zufallsprinzip, ohne dass Sie zwischen den einzelnen Motiven wählen können. - En el interior de las cajas, los distintos gráficos de los productos se distribuyen de forma aleatoria, sin que se pueda elegir el patrón disponible. - Рисунки распределены в ящиках в случайном порядке, без возможности выбора из доступных рисунков.

⁽²⁾ Minor misalignments in the continuity of the veins between different graphics is normal for this type of product. - Eventuali piccoli disallineamenti nella continuità delle venature tra grafiche diverse sono una caratteristica intrinseca di questa tipologia di prodotto. - Les éventuels petits désalignements de la continuité des veinures entre différents graphismes sont une caractéristique intrinsèque de cette typologie de produit. Eventuelle kleine Versätze im Verlauf der Äderungen zwischen unterschiedlichen Grafiken sind charakteristisch für dieses Produkt. - Cualquier pequeño desalineado en la continuidad de las vetas entre diferentes gráficos es una característica intrínseca de este tipo de productos. - Возможные небольшие смещения рисунка прожилок на стыке плит являются характеристикой данного вида изделий.

Twist Decor

PORCELAIN TILES - Gres Porcellanato - Grès cérame - Feinsteinzeug - Gres porcelánico - Керамический гранит

V3 Moderate Variation
All colors



Marvel Diva Twist Ice Crystal
Polished
27,6x35 cm - 10⁷/₈"x13³/₄"



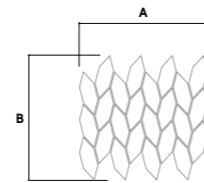
Marvel Diva Twist White Everest
Polished
27,6x35 cm - 10⁷/₈"x13³/₄"



Marvel Diva Twist Taj Mahal
Polished
27,6x35 cm - 10⁷/₈"x13³/₄"



Marvel Diva Twist Amethyst
Polished
27,6x35 cm - 10⁷/₈"x13³/₄"



A 35 cm - 13³/₄"
B 27,6 cm - 10⁷/₈"



Chevron Decor

PORCELAIN TILES - Gres Porcellanato - Grès cérame - Feinsteinzeug - Gres porcelánico - Керамический гранит

V3 Moderate Variation
All colors



Marvel Diva Chevron Ice Crystal
Velvet Velvetech
17,5x46,3 cm - 6⁷/₈"x18¹/₄"



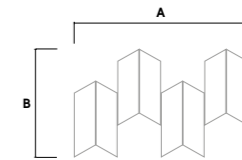
Marvel Diva Chevron White Everest
Velvet Velvetech
17,5x46,3 cm - 6⁷/₈"x18¹/₄"



Marvel Diva Chevron Taj Mahal
Velvet Velvetech
17,5x46,3 cm - 6⁷/₈"x18¹/₄"



Marvel Diva Chevron Black Tempest
Velvet Velvetech
17,5x46,3 cm - 6⁷/₈"x18¹/₄"



A 46,3 cm - 6⁷/₈"
B 17,5 cm - 6⁷/₈"



INDEX




INSPIRATION



IMAGE GALLERY



SURFACE RANGE & TECHNICAL SPECS



MARVEL DIVA RANGE
SENSITECH & VELVETECH
TECHNOLOGY
TECHNICAL SPECIFICATIONS
MARVEL WORLD

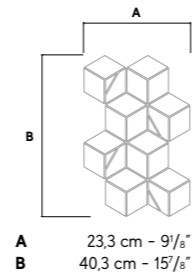
ENJOY THE VIDEO



Hex Decor

PORCELAIN TILES - Gres Porcellanato - Grès cérame - Feinsteinzeug - Gres porcelánico - Керамический гранит

V3 Moderate Variation
All colors



Marvel Diva Hex Ice Crystal Polished
40,3x23,3 cm - 15⁷/₈"x9¹/₈"



Marvel Diva Hex White Everest Polished
40,3x23,3 cm - 15⁷/₈"x9¹/₈"



Marvel Diva Hex Taj Mahal Polished
40,3x23,3 cm - 15⁷/₈"x9¹/₈"



Marvel Diva Hex Baobab Polished
40,3x23,3 cm - 15⁷/₈"x9¹/₈"



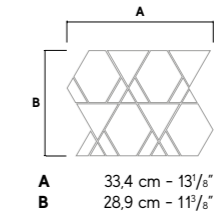
Application of decorative materials. The use of a common mild detergent is recommended. Avoid using acidic or alkaline products, waxes, steel wool, or abrasives.

Applicazione di materie decorative. Si consiglia l'utilizzo di un comune detergente neutro. Evitare l'utilizzo di prodotti acidi o alcalini, ceranti e pagliette di metallo o abrasive.

Triangle Decor

PORCELAIN TILES - Gres Porcellanato - Grès cérame - Feinsteinzeug - Gres porcelánico - Керамический гранит

V3 Moderate Variation
All colors



Marvel Diva Triangle Ice Crystal Polished
28,9x33,4 cm - 11³/₈"x13¹/₈"



Marvel Diva Triangle White Everest Polished
28,9x33,4 cm - 11³/₈"x13¹/₈"



Marvel Diva Triangle Taj Mahal Polished
28,9x33,4 cm - 11³/₈"x13¹/₈"



Marvel Diva Triangle Aqua Polished
28,9x33,4 cm - 11³/₈"x13¹/₈"



INDEX




INSPIRATION



IMAGE GALLERY



SURFACE RANGE & TECHNICAL SPECS



MARVEL DIVA RANGE
SENSITECH & VELVETECH
TECHNOLOGY
TECHNICAL SPECIFICATIONS
MARVEL WORLD

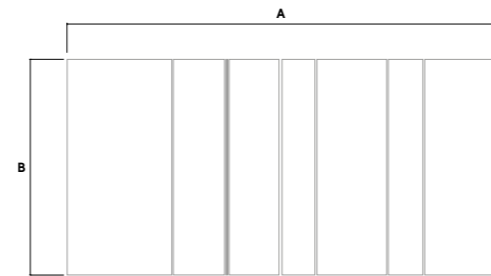
ENJOY THE VIDEO



Grid Decor

PORCELAIN TILES - Gres Porcellanato - Grès cérame - Feinsteinzeug - Gres porcelánico - Керамический гранит

V3 Moderate Variation
All colors



A 118,2 cm - 46 1/2"
B 59,5 cm - 23 3/8"



Marvel Diva Grid Ice Crystal
Velvet Velvetech
59,5x118,2 cm - 23 3/8"x46 1/2"




Marvel Diva Grid White Everest
Velvet Velvetech
59,5x118,2 cm - 23 3/8"x46 1/2"

Metal insert. We recommend use of a neutral detergent. Do not use acid, alkaline or waxing products or metal scouring pads. Detergents may cause a light loss of colour of the metallic insert, due to either repetitive use or too long contact time.

Inserto metallico. Si consiglia l'utilizzo di un comune detergente neutro, evitare l'utilizzo di prodotti acidi o alcalini, ceranti e pagliette di metallo. I detergenti, anche di uso comune, possono portare ad una leggera perdita di colore della bacchetta stessa, o per uso ripetuto o per tempo di contatto troppo elevato.



Marvel Diva Grid Taj Mahal
Velvet Velvetech
59,5x118,2 cm - 23 3/8"x46 1/2"



Marvel Diva Grid Sky Stone
Velvet Velvetech
59,5x118,2 cm - 23 3/8"x46 1/2"

INDEX




INSPIRATION



IMAGE GALLERY



SURFACE RANGE & TECHNICAL SPECS

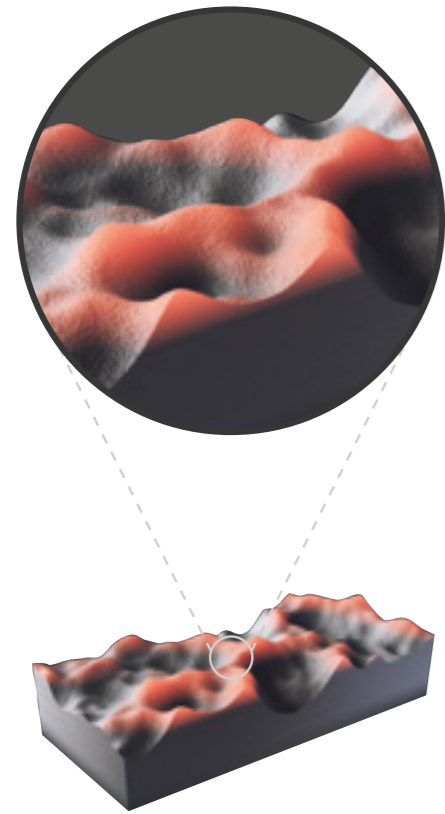


MARVEL DIVA RANGE
SENSITECH & VELVETECH
TECHNOLOGY
TECHNICAL SPECIFICATIONS
MARVEL WORLD


ENJOY THE VIDEO



Sensitech



Traditional anti-slip surface



The innovative Sensitech Surface

Sensitech is the high-tech surface for indoor and outdoor settings created by **Laboratori**, patented in Europe. The surface combines high slip resistance performance with tactile softness. With Sensitech, the meaning of surface evolves and takes on a reassuring, pleasant and practical touch, making architectural spaces more comfortable and appealing.

Sensitech è la superficie ad alto coefficiente tecnologico per gli ambienti interni ed esterni realizzata dai **Laboratori**, brevettata in Europa. La superficie coniuga elevate prestazioni di resistenza allo scivolamento ad una maggiore morbidezza tattile. Con Sensitech il significato di superficie si evolve e assume un tocco rassicurante, piacevole e pratico, rendendo gli spazi architettonici sempre più confortevoli e appaganti.

MORE INFORMATION



Velvetech



Velvetech tecnologia

Velvetech is the new technology with an Italian patent inspired by the effect of sanding on the surface. Velvetech has silk-like reflections and a velvety soft hand. The naturalness of the surface is emphasised by areas of different opacity that contribute to the depth of the surface.

Velvetech è la nuova tecnologia con brevetto depositato in Italia ispirata all'effetto della levigatura sulla superficie. Velvetech si presenta con riflessi che ricordano la seta e una mano vellutata e morbida. La naturalezza della superficie è evidenziata da zone di diversa opacità che contribuiscono a dare profondità alla superficie.

MORE INFORMATION



INDEX




INSPIRATION



IMAGE GALLERY



SURFACE RANGE & TECHNICAL SPECS



MARVEL DIVA RANGE
SENSITECH & VELVETECH
TECHNOLOGY
TECHNICAL SPECIFICATIONS
MARVEL WORLD

ENJOY THE VIDEO



WARNING
Polished & Velvet



WARNING FOR POLISHED AND VELVET FINISHES

For medium traffic residential or commercial floors.
Per pavimenti residenziali o commerciali a medio traffico.

Avoid hotel lobbies and areas transited by hard-wheeled trolleys.
Evitare hall di ingresso di hotel e di zone soggette a transito di carrelli con ruote dure.

Polished and Velvet finishes are intended for areas where anti-slip performance is not required (for individual values please refer to data sheet). As an exception, DCOF (ANSI A326.3) value, for Velvet alone, is >0.42 Wet.
Polished e Velvet sono destinate a spazi in cui non siano richieste prestazioni antiscivolo (per le quali si rimanda alla scheda tecnica). Fa eccezione il valore di DCOF (ANSI A326.3) che per la sola Velvet è >0,42Wet.

Preserve the surface with soft pads for furniture and chair legs.
Preservare la superficie tramite sistemi di protezione dei piedini in metallo di mobili e sedie.

If the product is installed close to the entrance, use a door-mat for the entire width of the entrance to scratch away residual dirt or moisture on the soles of shoes.
Se il prodotto è a diretto contatto con l'esterno, prevedere dispositivi di assorbimento dell'umidità e dello sporco (stuoini fissi o mobili).

For installation and maintenance, follow the instructions on our website.
Per installazione e manutenzione, attenersi alle istruzioni riportate sul nostro sito.

Note

For information and details relating to codes, packaging and weight it is recommended to refer to the latest pricelist. - Per le informazioni e i dati relativi a codici, imballaggi e pesi occorre sempre consultare l'ultimo listino aggiornato e in vigore. - Pour toutes informations et renseignements concernant les codes, les emballages et les poids, il y a toujours lieu de consulter le dernier tarif en vigueur et mis à jour. Für Informationen und Daten die den Code, die Verpackung und das Gewicht betreffen bitte die aktuellste Preisliste zugrunde legen. - Para acceder a la información y a los datos relativos a códigos, embalajes y pesos hay que consultar siempre la última lista de precios actualizada y vigente. - Для информации о кодах, упаковках и весе обращайтесь к последнему действующему прайс-листу.

Colors and optical features of the materials illustrated in this catalogue are to be regarded as mere indications. - I colori e le caratteristiche estetiche dei materiali illustrati nel presente catalogo sono da ritenersi puramente indicativi. - Les coloris et les caractéristiques esthétiques des références illustrées dans le catalogue sont donnés à titre purement indicatif. - Die Farben und die ästhetischen Eigenschaften der in diesem Katalog abgebildeten Produkte sind als reine Richtwerte zu betrachten. - Los colores y las características estéticas de los materiales ilustrados en el presente catálogo deben ser considerados como puramente indicativos. - Цвета и эстетические характеристики описанных в настоящем каталоге материалов являются только ориентировочными.



INTERIOR DESIGN PROJECTS by

SILVIA FANTICELLI

silviafanticelli.com

INDEX



INSPIRATION



IMAGE
GALLERY



**SURFACE
RANGE &
TECHNICAL
SPECS**



MARVEL DIVA RANGE
SENSITECH & VELVETECH
TECHNOLOGY
TECHNICAL SPECIFICATIONS
MARVEL WORLD

ENJOY
THE VIDEO





Porcelain tiles - Rectified monocaliber

Gres porcellanato - Rettificato monocalibro

Compliant with standards EN 14411 annex G group B1a
 Compliant with standards ISO 13006 annex G group B1a
 Conforme alla norma EN 14411 Appendice G gruppo B1a
 Conforme alla norma ISO 13006 Appendice G gruppo B1a

160x320 cm - 63"x126" ± 6 mm
 120x278 cm - 47 1/8"x109 1/2" ± 6 mm
 120x240 cm - 47 1/8"x94 1/2" ± 9 mm
 120x120 cm - 47 1/8"x47 1/8" ± 9 mm
 60x120 cm - 23 3/8"x47 1/8" ± 9 mm

| Technical features Caratteristiche tecniche | Test Method Metodo di prova | Requirements for nominal size N / Requisiti per dimensione nominale N | | | Porcelain tiles | | | | |
|---|---|---|--|--|--|--|--|--|--|
| | | 7 cm ≤ N < 15 cm (mm) | (%) | N ≥ 15 cm (mm) | Silk ± 6 mm | Polished ± 6 mm | Polished ± 9 mm | Velvet Velvetech ± 9 mm | Matte Sensitech ± 9 mm |
| Length and width Lunghezza e larghezza | ISO 10545-2 | ± 0.9 (*) Non-rect. ± 0.4 (*) Rect. | ± 0.6 (*) Non-rect. ± 0.3 (*) Rect. | ± 2.0 (*) Non-rect. ± 1.0 (*) Rect. | Suitable for Conforme | Suitable for Conforme | Suitable for Conforme | Suitable for Conforme | Suitable for Conforme |
| Thickness Spessore | | ± 0.5 (**) | ± 5 (***) | ± 0.5 (***) | Suitable for Conforme | Suitable for Conforme | Suitable for Conforme | Suitable for Conforme | Suitable for Conforme |
| Straightness of sides Rettilinearità degli spigoli | | ± 0.8 (***) Non-rect. ± 0.4 (***) Rect. | ± 0.5 (***) Non-rect. ± 0.3 (***) Rect. | ± 1.5 (***) Non-rect. ± 0.8 (***) Rect. | Suitable for Conforme | Suitable for Conforme | Suitable for Conforme | Suitable for Conforme | Suitable for Conforme |
| Rectangularity (Measurement only on short edges when L/l ≥ 3) Ortogonalità (Misurazione da condurre solo sui lati corti quando L/l ≥ 3) | ISO 10545-2 | ± 0.8 (****) Non-rect. ± 0.4 (****) Rect. | ± 0.5 (****) Non-rect. ± 0.3 (****) Rect. | ± 2.0 (****) Non-rect. ± 1.5 (****) Rect. | Suitable for Conforme | Suitable for Conforme | Suitable for Conforme | Suitable for Conforme | Suitable for Conforme |
| Surface flatness Planarità | | c.c. ± 0.8 Non-rect. c.c. ± 0.6 Rect. e.c. ± 0.8 Non-rect. e.c. ± 0.6 Rect. w. ± 0.8 Non-rect. w. ± 0.6 Rect. | c.c. ± 0.5 Non-rect. c.c. ± 0.4 Rect. e.c. ± 0.5 Non-rect. e.c. ± 0.4 Rect. w. ± 0.5 Non-rect. w. ± 0.4 Rect. | c.c. ± 2.0 Non-rect. c.c. ± 1.8 Rect. e.c. ± 2.0 Non-rect. e.c. ± 1.8 Rect. w. ± 2.0 Non-rect. w. ± 1.8 Rect. | Suitable for Conforme | Suitable for Conforme | Suitable for Conforme | Suitable for Conforme | Suitable for Conforme |
| Water absorption (in% by mass) Massa d'acqua assorbita (come % della massa) | | ISO 10545-3 ASTM C373 | E _s ≤ 0.5% Individual Maximum 0.6% E _s ≤ 0.5% Valore massimo singolo 0,6% | | | ≤ 0.1 % | ≤ 0.1 % | ≤ 0.1 % | ≤ 0.1 % |
| Breaking strength Sforzo di rottura | ISO 10545-4 | S ≥ 700N (for thickness < 7.5 mm - per spessore < 7.5 mm) S ≥ 1300N (for thickness ≥ 7.5 mm - per spessore ≥ 7.5 mm) | | | S ≥ 1000 N | S ≥ 1000 N | S ≥ 1500 N | S ≥ 1500 N | S ≥ 1500 N |
| Modulus of rupture Resistenza alla flessione | EN 1339 Annex F | R ≥ 35 N/mm ² | | | R ≥ 40 N/mm ² | R ≥ 40 N/mm ² | R ≥ 40 N/mm ² | R ≥ 40 N/mm ² | R ≥ 40 N/mm ² |
| Bending strength and breaking load Resistenza a flessione e al carico di rottura (4)(5) | | - | | | - | - | - | - | - |
| Impact resistance, as coefficient of restitution Resistenza all'impatto, espresso come coefficiente di restituzione | ISO 10545-5 | Declared value Valore dichiarato | | | ≥ 0.55 | ≥ 0.55 | ≥ 0.55 | ≥ 0.55 | ≥ 0.55 |
| Resistance to deep abrasion of unglazed tiles (removed volume) Resistenza all'abrasione profonda delle piastrelle non smaltate (volume materiale asportato) | ISO 10545-6 | ≤ 175 mm ³ | | | ≤ 150 mm ³ | ≤ 150 mm ³ | ≤ 150 mm ³ | ≤ 150 mm ³ | ≤ 150 mm ³ |
| Coefficient of thermal linear expansion Coefficiente di dilatazione termica lineare | ISO 10545-8 | Declared value Valore dichiarato | | | ≤ 7MK ⁻¹ | ≤ 7MK ⁻¹ | ≤ 7MK ⁻¹ | ≤ 7MK ⁻¹ | ≤ 7MK ⁻¹ |
| Thermal shock resistance Resistenza agli sbalzi termici | ISO 10545-9 | Pass according to EN ISO 10545-1 Test superato in accordo con ISO 10545-1 | | | Resistant Resiste | Resistant Resiste | Resistant Resiste | Resistant Resiste | Resistant Resiste |
| Moisture expansion (in mm/m) Dilatazione all'umidità (in mm/m) | ISO 10545-10 | Declared value Valore dichiarato | | | ≤ 0.01% (0,1mm/m) | ≤ 0.01% (0,1mm/m) | ≤ 0.01% (0,1mm/m) | ≤ 0.01% (0,1mm/m) | ≤ 0.01% (0,1mm/m) |
| Frost resistance Resistenza al gelo | ISO 10545-12 | Pass according to EN ISO 10545-1 Test superato in accordo con ISO 10545-1 | | | Resistant Resiste | Resistant Resiste | Resistant Resiste | Resistant Resiste | Resistant Resiste |
| Bond strenght /adhesion for Cementitious Adhesives Adesione mediante trazione su adesivi cementizi | EN 12004-2 | Declared value Valore dichiarato | | | ≥ 1.0 N/mm ² (Class C2 - EN 12004) | ≥ 1.0 N/mm ² (Class C2 - EN 12004) | ≥ 1.0 N/mm ² (Class C2 - EN 12004) | ≥ 1.0 N/mm ² (Class C2 - EN 12004) | ≥ 1.0 N/mm ² (Class C2 - EN 12004) |
| Reaction to fire Reazione al fuoco | - | Class A1 or A1 _s Classe A1 oppure A1 _s | | | A1 - A1 _s | A1 - A1 _s | A1 - A1 _s | A1 - A1 _s | A1 - A1 _s |
| Resistance to household chemicals and swimming pool salts Resistenza ai prodotti chimici di uso domestico e agli additivi per piscina | ISO 10545-13 | Minimum Class B Classe minima B | | | A | A | A | A | A |
| Resistance to low concentrations of acids and alkalis Resistenza a basse concentrazioni di acidi e alcali | | Declared Class Classe dichiarata | | | LA | LA | LA | LA | LA |
| Resistance to high concentrations of acids and alkalis Resistenza ad alte concentrazioni di acidi e alcali | | Declared Class Classe dichiarata | | | HA | - | - | - | HA |
| Resistance to staining, for unglazed tiles Resistenza alle macchie per piastrelle non smaltate | ISO 10545-14 | Declared Class Classe dichiarata | | | 5 | 5 | 5 | 5 | 5 |
| Shood Ramp Test Metodo della rampa "calzato" | DIN EN 16165 ANNEX B (EX DIN 51130) | Declared value Valore dichiarato | | | N.C. | N.C. | N.C. | N.C. | R10 |
| Barefoot Ramp Test Metodo della rampa a piedi nudi | DIN EN 16165 ANNEX A (EX DIN 51097) | Declared value Valore dichiarato | | | 0 | 0 | 0 | 0 | A+B |
| Pendulum Friction Test Metodo del Pendolo (1)(2) | BS EN 16165 ANNEX C (EX BS 7976) | PTV ≥ 36 classifies the surface as 'low slip risk' | | | ≥ 36 Dry ≤ 24 Wet | ≥ 36 Dry ≤ 24 Wet | ≥ 36 Dry ≤ 24 Wet | ≥ 36 Dry ≤ 24 Wet | ≥ 36 Dry ≤ 36 Wet |
| | AS 4586 UNE EN 16165 ANNEX C (EX UNE 41901 EX 2017) | Declared Classification of the new pedestrian surface materials according to the Pendulum Test | | | - | - | - | - | Class P3 |
| Coefficient of friction (COF) Coefficiente di attrito | B.C.R.A. Rep. CEC/81 | D. M. 236/89 del 14/06/89 μ > 0.40 per elemento scivolante cuoio su pavimentazione asciutta μ > 0.40 per elemento scivolante gomma dura su pavimentazione bagnata | | | > 0.40 Asciutto < 0.40 Bagnato | > 0.40 Asciutto < 0.40 Bagnato | > 0.40 Asciutto < 0.40 Bagnato | > 0.40 Asciutto < 0.40 Bagnato | > 0.40 Asciutto > 0.40 Bagnato |
| Dynamic coefficient of friction (DCOF) Coefficiente di attrito dinamico | ANSI A 326.3 | - | | | dry DCOF ≥ 0.42 | dry DCOF ≥ 0.42 | dry DCOF ≥ 0.42 | wet DCOF ≥ 0.42 | wet DCOF ≥ 0.50 |

(*) The permissible deviation, in % or mm, of the average size for each tile (2 or 4 sides) from work size (WS). Deviazione ammissibile, in % oppure mm, della dimensione media di ogni piastrella (2 oppure 4 lati) dalla dimensione di fabbricazione (WS).
 (**) The permissible deviation, in % or mm, of the average thickness for each tile from the work size thickness (WS). Deviazione ammissibile, in % oppure mm, della spessore medio di ogni piastrella dallo spessore riportato nella dimensione di fabbricazione (WS).
 (***) The maximum permissible deviation from straightness, in % or mm, related to the corresponding work sizes (WS). Deviazione massima ammissibile di rettilineità, in % oppure mm, in rapporto alle dimensioni di fabbricazione (WS) corrispondenti.
 (****) The maximum permissible deviation from rectangularity, in % or mm, related to the corresponding work sizes (WS). Deviazione massima ammissibile di ortogonalità, in % oppure mm, in rapporto alle dimensioni di fabbricazione (WS) corrispondenti.
 c.c. The maximum permissible deviation from centre curvature, in % or mm, related to diagonal calculated from the work sizes (WS). Deviazione massima ammissibile della curvatura del centro, in % oppure mm, in rapporto alla diagonale calcolata secondo le dimensioni di fabbricazione (WS).
 e.c. The maximum permissible deviation from edge curvature, in % or mm, related to the corresponding work sizes (WS). Deviazione massima ammissibile della curvatura dello spigolo, in % oppure mm, in rapporto alle dimensioni di fabbricazione (WS) corrispondenti.
 w. The maximum permissible deviation from warpage, in % or mm, related to diagonal calculated from the work sizes (WS). Deviazione massima ammissibile dello sverglamento, in % oppure mm, in rapporto alla diagonale calcolata secondo le dimensioni di fabbricazione (WS).
 (1) Determination of slip resistance of pedestrian surfaces; it does not cover sports surfaces and road surfaces for vehicles (skid resistance). Determinazione della resistenza allo scivolamento delle superfici pedonabili; non si applica alle pavimentazioni sportive ed alle pavimentazioni stradali veicolari.
 (2) Anti-slip performance is guaranteed at the time of delivery of the product. Le prestazioni anti-slip vengono garantite al momento della consegna del prodotto.
 (3) For further details, please refer to outdoor design general catalogue. Per maggiori informazioni riferirsi al catalogo generale Outdoor Design.
 (5) Only for products with 20 mm thickness. Solo per prodotti a 20mm di spessore.



Wall tiles - Rectified monocaliber

Rivestimento - Rettificato monocalibro

Compliant with standards EN 14411 annex L group B11
 Compliant with standards ISO 13006 annex L group B11
 Conforme alla norma EN 14411 Appendice L gruppo B11
 Conforme alla norma ISO 13006 Appendice L gruppo B11

50x120 cm - 19 3/8"x47 1/8" ± 8,5 mm

| Technical features Caratteristiche tecniche | Test Method Metodo di prova | Requirements for nominal size N / Requisiti per dimensione nominale N | | | Wall tiles | |
|---|--------------------------------|---|--------------------|--------------------|---|--|
| | | 7 cm ≤ N < 15 cm (mm) | (%) | N ≥ 15 cm (mm) | | |
| Length and width Lunghezza e larghezza | ISO 10545-2 | ± 0.4 (*) Rect. | ± 0.3 (*) Rect. | ± 1.0 (*) Rect. | Suitable for Conforme | |
| Thickness Spessore | | ± 0.5 (**) | ± 10 (***) | ± 0.5 (**) | Suitable for Conforme | |
| Straightness of sides Rettilinearità degli spigoli | | ± 0.4 (**) Rect. | ± 0.3 (**) Rect. | ± 0.8 (**) Rect. | Suitable for Conforme | |
| Rectangularity (Measurement only on short edges when L/l ≥ 3) Ortogonalità (Misurazione da condurre solo sui lati corti quando L/l ≥ 3) | ISO 10545-2 | ± 0.4 (****) Rect. | ± 0.3 (****) Rect. | ± 1.5 (****) Rect. | Suitable for Conforme | |
| Surface flatness Planarità | | c.c. ± 0.6 Rect. | c.c. ± 0.4 Rect. | c.c. ± 1.8 Rect. | Suitable for Conforme | |
| Water absorption (in% by mass) Massa d'acqua assorbita (come % della massa) | | e.c. ± 0.6 Rect. | e.c. ± 0.4 Rect. | e.c. ± 1.8 Rect. | | |
| Breaking strength Sforzo di rottura | ISO 10545-3 | Average >10%. When the average > 20%, this shall be indicated. Individual value > 9% Media >10%. Se questo valore > 20%, deve essere indicato. Valore Singolo > 9% | | | 10% < E _v ≤ 20% | |
| Modulus of rupture Resistenza alla flessione | ISO 10545-4 | S ≥ 600 N | | | S ≥ 600 N | |
| Impact resistance Resistenza all'impatto | | R ≥ 15 N/mm ² | | | R ≥ 15 N/mm ² | |
| Coefficient of thermal linear expansion Coefficiente di dilatazione termica lineare | ISO 10545-8 | Declared value Valore dichiarato | | | ≤ 7MK ⁻¹ | |
| Thermal shock resistance Resistenza agli sbalzi termici | ISO 10545-9 | Pass according to EN ISO 10545-1 Test superato in accordo con ISO 10545-1 | | | Resistant Resiste | |
| Moisture expansion (in mm/m) Dilatazione all'umidità (in mm/m) | ISO 10545-10 | Declared value Valore dichiarato | | | ≤ 0.06% (0,6mm/m) | |
| Crazing resistance Resistenza al cavillo | ISO 10545-11 | Pass according to EN ISO 10545-1 Test superato in accordo con ISO 10545-1 | | | Resistant Resiste | |
| Bond strenght /adhesion for Cementitious Adhesives Adesione mediante trazione su adesivi cementizi | EN 12004-2 | Declared value Valore dichiarato | | | ≥ 1.0 N/mm ² (Class C2 - EN 12004) | |
| Reaction to fire Reazione al fuoco | - | Class A1 Classe A1 | | | A1 | |
| Resistance to household chemicals and swimming pool salts Resistenza ai prodotti chimici di uso domestico e agli additivi per piscina | ISO 10545-13 | Minimum Class B Classe minima B | | | A | |
| Resistance to low concentrations of acids and alkalis Resistenza a basse concentrazioni di acidi e alcali | | Declared Class Classe dichiarata | | | LA | |
| Resistance to high concentrations of acids and alkalis Resistenza ad alte concentrazioni di acidi e alcali | | Declared Class Classe dichiarata | | | HA | |
| Resistance to staining, for unglazed tiles Resistenza alle macchie per piastrelle non smaltate | ISO 10545-14 | Minimum Class 3 Classe 3 minima | | | 5 | |
| Release of dangerous substances: Cadmium (in mg/dm²) and Lead (in mg/dm²) Rilascio di sostanze pericolose: Cadmio (in mg/dm ²) e Piombo (in mg/dm ²) | ISO 10545-15 | Declared value Valore dichiarato | | | ≤ 0.01 mg/dm ² Cd ≤ 0.1 mg/dm ² Pb | |

(*) The permissible deviation, in % or mm, of the average size for each tile (2 or 4 sides) from work size (WS). Deviazione ammissibile, in % oppure mm, della dimensione media di ogni piastrella (2 oppure 4 lati) dalla dimensione di fabbricazione (WS).
 (**) The permissible deviation, in % or mm, of the average thickness for each tile from the work size thickness (WS). Deviazione ammissibile, in % oppure mm, della spessore medio di ogni piastrella dallo spessore riportato nella dimensione di fabbricazione (WS).
 (***) The maximum permissible deviation from straightness, in % or mm, related to the corresponding work sizes (WS). Deviazione massima ammissibile di rettilineità, in % oppure mm, in rapporto alle dimensioni di fabbricazione (WS) corrispondenti.
 (****) The maximum permissible deviation from rectangularity, in % or mm, related to the corresponding work sizes (WS). Deviazione massima ammissibile di ortogonalità, in % oppure mm, in rapporto alle dimensioni di fabbricazione (WS) corrispondenti.
 c.c. The maximum permissible deviation from centre curvature, in % or mm, related to diagonal calculated from the work sizes (WS). Deviazione massima ammissibile della curvatura del centro, in % oppure mm, in rapporto alla diagonale calcolata secondo le dimensioni di fabbricazione (WS).
 e.c. The maximum permissible deviation from edge curvature, in % or mm, related to the corresponding work sizes (WS). Deviazione massima ammissibile della curvatura dello spigolo, in % oppure mm, in rapporto alle dimensioni di fabbricazione (WS) corrispondenti.
 w. The maximum permissible deviation from warpage, in % or mm, related to diagonal calculated from the work sizes (WS). Deviazione massima ammissibile dello sverglamento, in % oppure mm, in rapporto alla diagonale calcolata secondo le dimensioni di fabbricazione (WS).

INDEX




INSPIRATION



IMAGE GALLERY



SURFACE RANGE & TECHNICAL SPECS



MARVEL DIVA RANGE
 SENSITECH & VELVETECH
 TECHNOLOGY
 TECHNICAL SPECIFICATIONS
 MARVEL WORLD

ENJOY THE VIDEO



The diagram shows a curved path of product names on a marble background. From top to bottom: MARVEL DIVA, MARVEL 3D WALL, MARVEL MERAVIGLIA, MARVEL ONYX, MARVEL X, MARVEL GALA, MARVEL TRAVERTINE, MARVEL SHINE, MARVEL DREAM, MARVEL STONE, MARVEL GEMS, MARVEL PRO, and MARVEL. A globe icon is at the bottom left.

MARVEL WORLD

A world of emotions

Marvel World encompasses all the marble-look surfaces of **VELVETECH** in a single tool capable of offering ample creative potential: a complete stylistic project for inspiration, color range, and availability of formats and decors.

Marvel World racchiude tutte le superfici effetto marmo di **VELVETECH** in un unico strumento in grado di offrire ampie potenzialità creative: un progetto stilistico completo per ispirazione, ampiezza cromatica e disponibilità di formati e decori.

DISCOVER MARVEL WORLD

Ethical identity



Certifications

Company certifications / Certificazioni aziendali



Product declarations / Dichiarazioni di prodotto



Certifications for export to international markets*

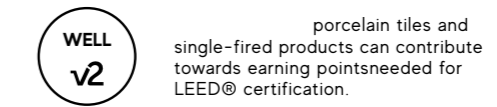


* Shipments can be made in accordance with national requirements anywhere in the world, even in markets with complex customs procedures such as Egypt, Morocco and Kurdistan, thanks to our active cooperation with accredited certification bodies in each country. - Possibilità di spedizioni conformi alle prescrizioni nazionali ovunque nel mondo, anche in mercati con procedure doganali complesse come Egitto, Marocco, Kurdistan, grazie alla collaborazione sempre attiva con gli enti di certificazione accreditati in ciascun paese. - Dank unserer aktiven Zusammenarbeit mit den akkreditierten Zertifizierungsstellen in den einzelnen Ländern können die Sendungen in Übereinstimmung mit den nationalen Anforderungen überall auf der Welt versandt werden, selbst auf Märkten mit komplexen Zollverfahren wie Ägypten, Marokko und Kurdistan. - Possibilité d'expéditions conformes aux prescriptions nationales partout dans le monde, même sur les marchés dont les procédures douanières sont complexes comme l'Égypte, le Maroc ou le Kurdistan, grâce à la collaboration toujours active avec les organismes de certification homologués dans chaque pays. - Se pueden realizar envíos según la normativa nacional a cualquier parte del mundo, incluso a mercados con procedimientos aduaneros complejos como Egipto, Marruecos o Kurdistan, gracias a la cooperación permanente con los organismos de certificación acreditados en cada país. - Компания имеет возможность осуществлять поставки в любую точку мира в соответствии с национальными требованиями, даже на рынках со сложными таможенными процедурами, таких как Египет, Марокко, Курдистан, благодаря неизменно активному сотрудничеству с аккредитованными органами сертификации в каждой стране.

Product certifications / Certificazioni di prodotto



Certification for buildings / Rating dell'edificio



Ratings and memberships





GRANITI VICENTIA
GROUP

2135 State Highway 6 South
Houston, Texas 77077

Phone: +1 713-869-0800

www.granitivicentia.com
info@granitivicentia.com



GRANITI VICENTIA
GROUP



GRANITI VICENTIA

GROUP