

# JEWELS

---

PORCELAIN TILE



GRANITI VICENTIA  
GROUP



## GRANITI VICENTIA BRINGS VALUE TO OUR CUSTOMERS

Graniti Vicentia provides **solutions to create spaces** that support and reflect the individuality, image and brand statement of our customers. We offer a menu of products, services and support to develop your project from the conception to completion.

Our approach is based on a collaborative team of professionals who share their knowledge to work on the project, from concept design, to the technical development of product solutions, through installation.

OUR GOAL IS ALWAYS TO EXCEED THE OWNER'S EXPECTATIONS.

---

## ■ SURFACE SOLUTIONS FOR EVERY NEED

**GV Surfaces** is the division within Graniti Vicentia Group that focuses on surface solutions solutions. We provide innovative solutions that respond to the interior and exterior needs of each of our customers. The flexibility of ceramics allows for each surface to be defined and chosen to create a space with design intent. The portfolio of products offered is the continued effort of GV Surfaces

to keep current. We take great care to select products displaying the **latest trends** in design combined with the **extraordinary quality** and cutting-edge technology of the constant and never-ending research of our vendors. This, along with GV Group's offer of value added fabrication services, provides our customers with **value design**, quality and the performance of surface materials.

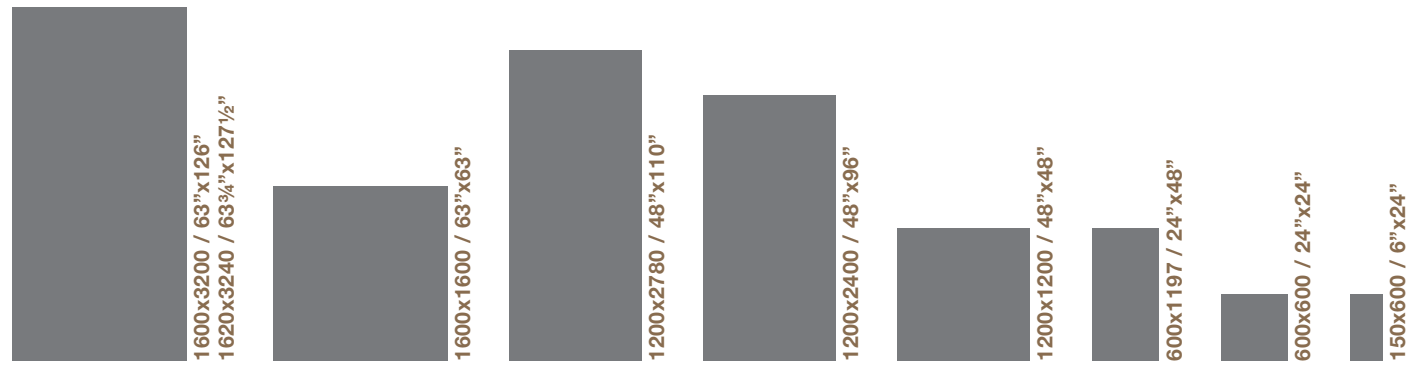
QUALITY PRODUCTS FOR UNIQUE PROJECTS.

---

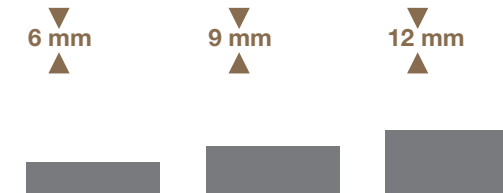


JEWELS

SIZES



THICKNESSES



FINISHES

LUCIDA / GLOSSY  
 NATURALE / NATURAL  
 SILK


JW01  
 BIANCO  
 STATUARIO




JW02  
 CALACATTA  
 REALE



JW03  
 ROYAL




JW05  
 EMPERADOR  
 SELECTED




JW11  
 BLACK  
 GOLD




JW12  
 STATUARIO  
 LUNENSIS




JW14  
 STATUARIO  
 VENATO




JW15  
 ONYKS



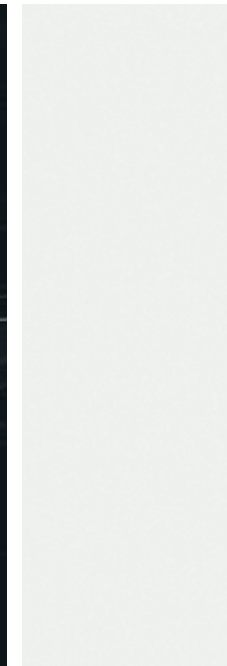
JW16  
 RAYMI



JW17  
 MONLESS



JW19  
 EXTRA WHITE





# J.

JEWELS

## L'eleganza di finiture perfette

### Rivestimenti e pavimenti, per casa e spazi pubblici a traffico medio.

La finitura LUCIDA è limitata a rivestimenti e pavimenti residenziali o comunque poco sollecitati, non a diretto contatto con aree esterne e dove non siano richieste prestazioni antiscivolo.

La lucidatura è realizzata agendo in modo meccanico; pertanto, come per qualsiasi pietra e marmo naturale, la sporadica presenza di piccole disuniformità nella lucentezza, o di puntini nella superficie, è da intendersi come una caratteristica del materiale che ne testimonia la particolare lavorazione.

#### THE ELEGANCE OF A PERFECT FINISH

Floors and walls for residential and medium-traffic public application.

The GLOSSY finish is dedicated to residential floors and wall cladding subject to slight stress and not in contact with outdoor areas. The glossy finish is achieved using a mechanical action, just as with stone and marble, the presence of small areas with a non-uniform shine or dots must be considered as an intrinsic feature of the material deriving from its special manufacturing.

#### DIE ELEGANZ PERFEKTER FINISHS.

Boden- und Wandfliesen für Zuhause und für öffentliche Räume mit mittlerer Beanspruchung.

Während die glänzende Oberfläche LUCIDA für Böden und Wände in Wohnräumen also für wenig beanspruchte Bereiche, jedoch nicht in Kontakt mit Außenbereichen, eingesetzt werden kann. Das Polieren erfolgt durch mechanisches Einwirken; wie bei jedem Stein und bei jedem Marmor können sporadische und leichte Ungleichmäßigkeiten im Glanz oder Punkte auf der Oberfläche auftreten, dies ist jedoch eine Eigenschaft des Materials, das von der speziellen Verarbeitung herrührt.

#### L'ÉLÉGANCE DE FINITIONS PARFAITES.

Des revêtements et des sols pour la maison et les espaces publics caractérisés par un passage moyen.

La finition LUCIDA est dédiée à des revêtements et sols résidentiels ou dans tous les cas peu sollicités, non en contact avec l'extérieur. Le polissage est réalisé en agissant mécaniquement; comme pour n'importe quelle pierre ou marbre, la présence sporadique de zones brillantes ou de détails de surface différents est bel et bien une caractéristique de la matière qui témoigne du type de facture particulier.

#### LA ELEGANCIA DE ACABADOS PERFECTOS

Revestimientos y pavimentos para la casa y para espacios públicos de tráfico medio.

El acabado LUSTRADO es apropiado para los revestimientos y pavimentos residenciales o sometidos a poco esfuerzo, que no están en contacto con áreas exteriores. El lustrado es realizado mediante una acción mecánica; como para cualquier piedra y mármol, la esporádica presencia de pequeñas desigualdades de brillo, o de puntitos sobre la superficie, deben considerarse como una característica del material que atestigua la particular elaboración.

#### Элегантные поверхности.

Настенная и напольная плитка для домашних и общественных пространств со средней интенсивностью эксплуатации.

БЛЕСТЯЩАЯ поверхность рекомендована для стен и домашних полов, к которым нет прямого доступа с улицы. Блеск поверхности является результатом специальной механической обработки. Как и в случае любых камней или мрамора, наличие точек и участков, на которых блеск слегка приглушен, является характерной особенностью материала.

#### 装饰完美高雅。

墙砖和地砖，适用于家居和中等人流量的公共场所。

LUCIDA表面处理则限于装饰家居墙壁和地板，或者承受应力较少、与外部区域没有直接接触、不要求防滑性能的地方。抛光通过机械方式进行，因此，与任何天然石和大理石一样，零星存在的细微亮度不均匀，或细小的表面斑点，应被视为材料的特性，是特殊加工处理的明证。



floor  
Royal JW 03 LUC SQ ~ 1200x2400 - 48"x96"



Unique Home




**floor**  
Onyks JW 15 LUC SQ ~ 1600x1600 - 63"x63"  
**wall**  
Onyks JW 15 LUC SQ ~ 1600x3200 - 63"x126"








**floor**  
Camp JP 04 LUC SQ ~ 200x1200 - 8"x48"  
**wall**  
Moonless JW 17 LUC SQ ~ 1200x2780 - 48"x110"







**floor**  
JW 14 Statuario Venato LUC SQ ~ 1200x1200 - 48"x48"  
**wall**  
JW 14 Statuario Venato LUC SQ ~ 1200x2400 - 48"x96"  
**shower and vanity top**  
RR 02 Gra NAT ~ 1600x3200 - 63"x126"



**floor**  
Raymi JW 16 LUC SQ ~ 1200x2780 - 48"x110"  
**wall**  
Glocal Ideal GC 03 SP SQ ~ 1600x3200 - 63"x126"







**floor**  
Raymi JW 16 LUC SQ ~ 600x600 - 24"x24"  
**wall**  
Statuario Venato JW 14 Vein Matching LUC SQ ~ 1200x2400 - 48"x96"





Excellence in public spaces





**floor**  
Calacatta Reale JW 02 LUC SQ ~ 600x1200 - 24"x48"  
**wall**  
Calacatta Reale JW 02 LUC SQ ~ 1200x2780 - 48"x110"  
**counter**  
Cosmopolitan Amazonite CP 07 LUC







**floor**  
Glocal Absolute GC06 SP SQ ~ 1200x1200 - 48"x48"  
**wall**  
Moonless JW17 LUC SQ ~ 1600x3200 - 63"x126"  
**counter**  
Moonless JW17 LUC SQ ~ 1600x3200 - 63"x126"






**floor**  
GC 04 Type SP SQ ~ 1200x1200 - 48"x48"  
**wall and table**  
JW 12 Statuario Lunensis LUC SQ ~ 1620x3240 - 63 3/4"x126 1/2" 12mm







**floor**  
JW 16 Raymi LUC SQ ~ 600x1197 - 24"x48"  
**wall**  
JW 16 Raymi LUC SQ ~ 1200x2400 - 48"x96"  
**shower tray**  
JW 16 Raymi NAT SQ  
**vanity top and washbasins**  
JW 11 Black Gold LUC SQ ~ 1200x2780 - 48"x110"







floor  
Raymi JW16 LUC SQ ~ 1200x1200 - 48"x48"  
wall  
Raymi JW16 LUC SQ ~ 1200x2780 - 48"x110"



# kit vein matching

Per offrire un servizio sempre più personalizzato,  
® mette a disposizione il Kit Vein Matching  
nei colori JW 12 e JW 14, in formato 1200x2780 mm,  
superficie lucida.

Il kit è composto da 5 lastre numerate e dalle  
grafiche sequenziali ad effetto vena continua.



For an increasingly  
customised service,  
® offers the Vein Matching Kit  
in the colours JW 12 and JW  
14, in the 1200x2780 mm,  
polished surface.

The kit is composed of  
5 numbered slabs and  
sequential patterns that  
create a continuous vein  
effect.

Pour offrir un service de plus  
en plus personnalisé,  
® met à votre disposition le  
Kit Vein Matching dans les  
couleurs JW 12 et JW 14,  
dans le format 1200x2780  
mm, surface brillante.

Le kit est composé de 5  
plaques numérotées et de  
graphismes séquentiels à  
effet veine continue.

Um einen immer  
persönlicheren Service zu  
bieten, stellt  
® den  
Kit Vein Matching in den  
Farben JW 12 und JW 14  
im Format 1200x2780 mm  
mit glänzender Oberfläche  
zur Verfügung.

Der Satz besteht aus 5  
nummerierten Platten und  
aufeinander folgenden  
Grafiken mit dem Effekt der  
durchgehenden Ader.

Con el objetivo de ofrecer  
un servicio cada vez más  
personalizado,  
® pone a disposición el kit  
Vein Matching en los colores  
JW 12 y JW 14 y en el  
formato de 1200x2780 mm,  
con acabado brillante.

El kit está compuesto por  
5 placas enumeradas y  
grafismos secuenciales con  
un efecto de veta continua.

Для оказания всё более  
персонализированных услуг,  
компания  
® предлагает  
Kit Vein Matching с окраской  
JW 12 и JW 14 в формате  
1200x2780 мм и глянцевой  
поверхностью.

Этот набор состоит из 5  
пронумерованных плит с  
рисунком, имитирующим в  
последовательном порядке  
непрерывную жилу.

为了提供更个性化的服  
务，  
提供”纹理匹配  
(Vein Matching)”套件，  
颜色包括JW 12和JW 14，  
规格为1200x2780 mm，亮  
光表面。


该套件由5块有编号并具有  
连续纹理效果的序列图案的  
板材组成。

## Formati Sizes

1200x2780 / 48"x110" LUC SQ

## STATUARIO LUNENSIS

JW 12



1 + 2 + 3 + 4 + 5

## STATUARIO VENATO

JW 14



1 + 2 + 3 + 4 + 5

Il processo produttivo non garantisce la continuità nel disegno della venatura tra i vari pezzi spediti. Eventuali disallineamenti tra le venature in continuità sono da considerarsi caratteristica intrinseca del prodotto. L'immagine rappresentata serve a dare un'idea indicativa del prodotto, toni e venature possono essere quindi suscettibili di variazioni.  
The production process does not guarantee continuity in the design of the veining among the various pieces provided. Any misalignment between the continuous veining is to be considered an intrinsic characteristic of the product.  
The image shown is merely indicative; the shades and veinings of the product may be subject to variations.





wall  
Statuario Venato JW14 LUC SQ ~ 1200x2780 - 48"x110"  
floor  
Norr 2.0 Grå Fine RR 12 NAT SQ - 600x1200 - 24"x48"





# Made to Measure.

Variegated geometrie, composizioni floreali e Matrix, il modulo geometrico irregolare impreziosito da inserti speciali.

propone per i suoi clienti più esigenti una soluzione davvero unica: 3 composizioni prestigiose per arredare pavimenti e rivestimenti e renderli davvero unici, realizzate su misura con cura sartoriale.

## MADE TO MEASURE.

Variegated geometries, floral compositions and Matrix, the irregular geometric module enriched with special inserts. offers a truly unique solution for its most demanding customers: 3 prestigious compositions for truly unique floor and wall coverings, made to measure with sartorial skill.

## "MADE TO MEASURE"-DESIGN.

Abwechslungsreiche Geometrien oder Blumenmuster und Matrix, das unregelmäßige geometrische Modul, das durch besondere Einsätze bereichert wird. bietet für seine anspruchsvollsten Kunden wirklich einzigartige Lösungen: Drei wertvolle Zusammenstellungen für Bodenbeläge und Wandverkleidungen, die etwas ganz Besonderes sind und nach Maß mit besonderer Sorgfalt hergestellt werden.

## UN DESIGN SUR MESURE

Des motifs géométriques bigarrés, des compositions fleuries et Matrix, le module géométrique irrégulier enrichi d'inserts spéciaux. À l'intention de ses clients les plus exigeants, propose une solution vraiment unique : 3 prestigieuses compositions pour décorer les sols et les murs et en faire des surfaces vraiment uniques, sur mesure, à l'instar d'un costume confectionné par un couturier.

## MADE TO MEASURE.

Distintas geometrías, composiciones florales y Matrix, el módulo geométrico irregular embellecido con insertos especiales. ofrece a sus clientes más acérrimos una solución realmente excepcional: 3 magníficas composiciones para decorar pavimentos y revestimientos únicos, hechas a medida con el máximo esmero.

**J**s  
jewels  
suit

## ПРОДУКЦИЯ НА ЗАКАЗ.

Различные геометрические формы, цветочные композиции и геометрический модуль Matrix с неправильными краями и особой инкрустацией. Компания предлагает для своих самых требовательных клиентов действительно уникальное решение: 3 элитных композиций для облицовки пола и стен, чтобы сделать их уникальными, выполненными по индивидуальной мерке с мастерством кутюрье высокой моды.

## 量身定制。

多种多样的几何形状，花卉和矩阵组合，有特殊嵌饰的不规则几何形状模块。为其挑剔的客户真正独特的解决方案：3种用于装饰地板和墙壁的精美组合，通过精心定制设计和装饰，可达到真正独一无二的效果。

Statuario Lunensis JW 12 LUC SQ ~ 1200x1200 - 48"x48"  
Calacatta Reale JW 02 Matrix LUC ~ Satin Insert

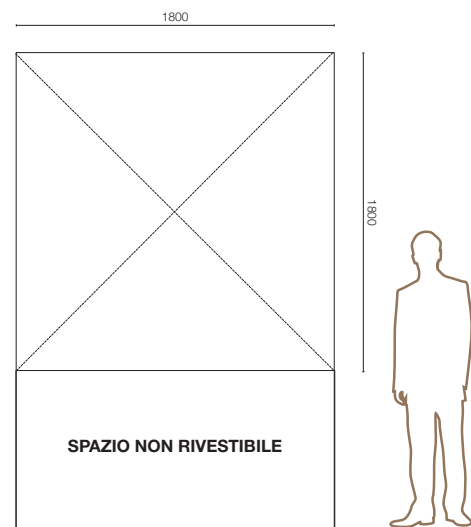




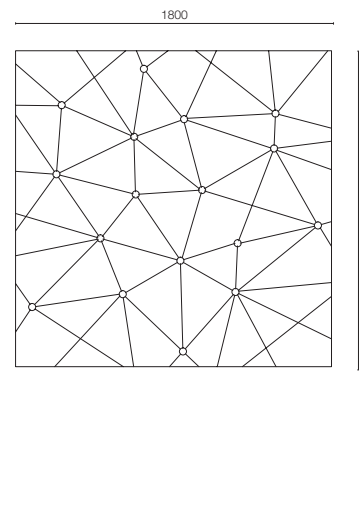


# made to measure

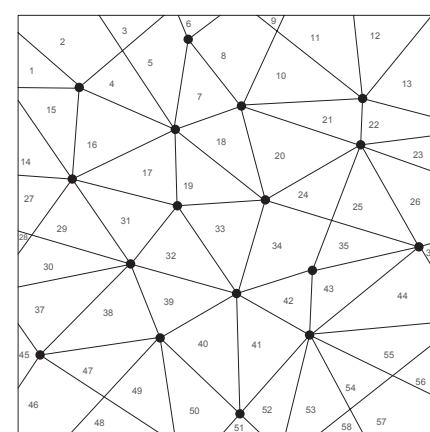
Le composizioni Jewels Suit sono realizzabili in tutti i colori Jewels. Ogni composizione viene realizzata su misura, con cura sartoriale. Ecco come:



**1 •** occorre inviare al proprio referente la planimetria precisa, comprensiva di ingombri, vani, etc...dell'area da rivestire (sia pavimento che rivestimento)



**2 •** realizzerà un disegno ad hoc, in base alla composizione scelta, ottimizzando al meglio le rese estetiche e di prodotto.



**3 •** la composizione verrà prodotta e perverrà a destinazione imballata sequenzialmente, numerata e con un disegno di realizzazione, per agevolare le operazioni di posa.



The Jewels Suit compositions can be created in all the colours of the wide range of Jewels. Each composition is made to measure, with sartorial skill.

Here's how:

- Send your representative the precise layout including all sizes and details of the various rooms, etc. of the area to be tiled (floor and wall coverings)
- will produce a specific design, according to the chosen composition, optimising the aesthetic performance of the materials.
- The composition is produced and delivered packaged in sequence, numbered and with laying drawings and instructions.

Die Kompositionen mit Jewels Suit können mit allen Farben des umfangreichen Angebots von Jewels gefertigt werden. Jede Komposition wird nach Maß mit besonderer Sorgfalt ausgeführt.

Und so geht es:

- Senden Sie Ihrem Ansprechpartner bei den genauen Grundriss, mit Maßangaben, Türen, Fenstern usw. des Bereichs, für den Jewel Suit bestimmt ist (sowohl Bodenbelag als auch Wandverkleidung).
- wird dann auf der Grundlage der ausgewählten Komposition eine Zeichnung anfertigen und dabei die ästhetische und Produktleistung optimieren.
- Die Komposition wird gefertigt und erreicht den Bestimmungsort in der richtigen Reihenfolge verpackt, nummeriert und zusammen mit einer Zeichnung, um die Verlegung zu erleichtern.

Les compositions Jewels Suit sont réalisables dans tous les coloris de la riche gamme Jewels. Chaque composition est réalisée sur mesure, avec une minutie digne des meilleurs ateliers de couture.

Voilà comment :

- envoyer à votre référent la planimétrie précise, avec indication des cotes d'encombrement, les dimensions des pièces, etc... de la surface à revêtir (qu'il s'agisse de sols ou de murs)
- réalisera un dessin ad hoc, sur la base de la composition choisie, en rehaussant au maximum le rendu esthétique et performantiel du produit.
- la composition sera produite et parviendra à destination emballée en une suite ordonnée, numérotée et avec un croquis pour faciliter la réalisation du calepinage.

Las composiciones Jewels Suit pueden hacerse en todos los colores de la amplia gama Jewels. Cada composición se hace a medida con el máximo esmero.

Cómo hacerlo:

- es fundamental remitir al contacto la planimetría precisa, incluyendo dimensiones, estancias... del espacio que se vaya a solar o alicatar.
- realizará un diseño específico según la composición elegida, optimizando de la mejor manera los resultados estéticos y de producto.
- se elaborará la composición y enviará a destino en un embalaje secuencial, enumerado y con un diseño de realización para agilizar las operaciones de colocación.

Композиции Jewels Suit могут быть выполнены в любой широкой представленной цветовой гамме коллекций Jewels. Каждая композиция выполняется по индивидуальному заказу с мастерством кутюрье высокой моды.

Как это сделать:

- следует направить вашему представителю компании точный план с указанием размеров помещений и прочих данных той площади, которая подлежит облицовке (как полов, так и стен)
- Компания Mirage выполнит соответствующий чертеж на основании выбранной Вами композиции с оптимальным эстетическим результатом и расходом материала.
- композиция будет изготовлена и последовательно упакована в пронумерованные коробки с приложенным чертежом, который облегчит укладку облицовки.

Jewels Suit组合可通过产品众多的Jewels系列进行任何颜色的组合。每种组合均通过精心定制设计和装饰而成。

具体方法如下:

- 必须将精确的房屋设计平面图发送到自己的经销商, 包括要装饰的区域(包括地板和墙壁)的障碍物、凹/孔位等...
- 将根据客户选定的组合制作一个特别设计, 以更好地优化外观和产品的效果。
- 组合将被生产, 并按顺序包装、编号, 连同施工图一起送达目的地, 以便于铺设操作。


# J<sub>s</sub>

Le composizioni Jewels Suit sono consigliate in eleganti abbinamenti con Jewels: è possibile comunque realizzarle con tutti i colori dei Marmi proposti, per consentire la massima possibilità espressiva.

**Inseri disponibili**  
Available insert



**SATIN INSERT**



**SILVER INSERT**



**GOLD INSERT**

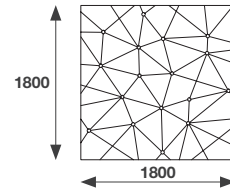


**MATRIX**

**Abbinamento consigliato**  
Suggested match



JW\_02



**FRAME**

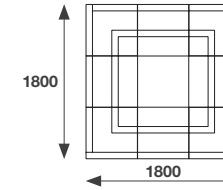
**Abbinamento consigliato**  
Suggested match



JW\_02



JW\_11



The Jewels Suit compositions are recommended in elegant combinations with Jewels: they can in any case be created using all the marble colours available, guaranteeing the utmost freedom of expression.

Las composiciones Jewels Suit se aconsejan en elegantes combinaciones entre Jewels; no obstante, pueden hacerse con todos los colores de los mármoles propuestos permitiendo así numerosas posibilidades.

Les compositions Jewels Suit sont conseillées dans d'élégantes associations entre Jewels : il est possible de les réaliser dans toutes les couleurs des marbres proposés, pour permettre le maximum de possibilités expressives.

Рекомендуем использовать композиции Jewels Suit в сочетании с плиткой Jewels: их изготовление, в любом случае, возможно во всех цветовой гамме предложенной плитки под мрамор, что позволяет добиться максимальной экспрессивности.

Die Kompositionen Jewels Suit werden für elegante Zusammenstellungen von Jewels empfohlen: Es ist auch möglich, sie mit allen Farben der angebotenen Marmorarten herzustellen, um so maximale Ausdrucksmöglichkeiten zu schaffen.

Jewels Suit组合建议采用Jewels系列的优雅组合: 不过可以与所有颜色的大理石搭配, 从而可最大程度地实现各种富有创意的个性装饰。



**GEOMETRIC**

**Abbinamento consigliato**  
Suggested match



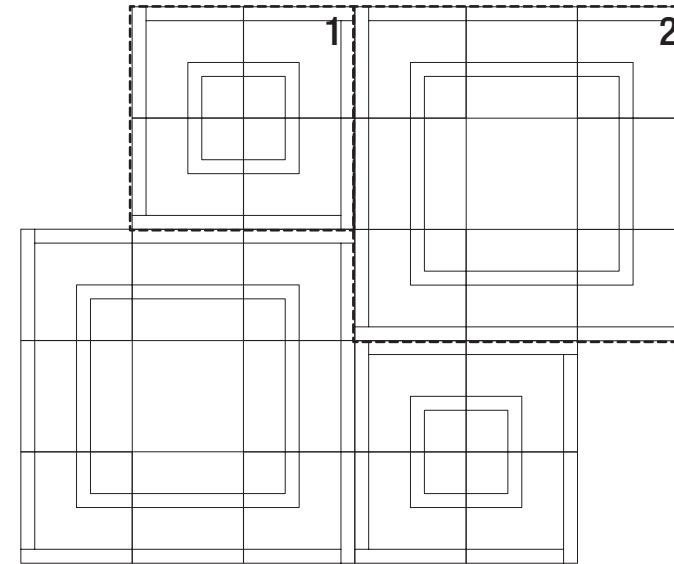
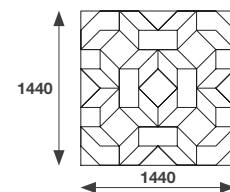
JW\_14



JW\_11



JW\_16



# J.

## BIANCO STATUARIO

JW01

6 mm

1200x2780  
48"x110"  
LUC SQ

9 mm

1200x2400  
48"x96"  
LUC SQ

1200x1200  
48"x48"  
LUC SQ

600x1197  
24"x48"  
LUC SQ

600x600  
24"x24"  
LUC SQ

150x600  
6"x24"  
LUC SQ



### Stucchi consigliati Recommended grouts

KERAKOLL	02
MAPEI	111 Grigio Argento
LATICRETE	88 Silver Shadow

Shade variation




Slight variation

## PATTERN PRODOTTO / PRODUCT PATTERN

JW01  
1200x2780 - 48"x110"

6 mm



JW01  
1200x2400 - 48"x96"

9 mm



JW01  
1600x3200 - 63"x126"

6 mm





# J.

## CALACATTA REALE

JW02

6 mm

1600x3200  
63"x126"  
LUC SQ

1600x1600  
63"x63"  
LUC SQ

1200x2780  
48"x110"  
LUC SQ

9 mm

1200x2400  
48"x96"  
LUC SQ

1200x1200  
48"x48"  
LUC SQ

600x1197  
24"x48"  
LUC SQ

600x600  
24"x24"  
LUC SQ

150x600  
6"x24"  
LUC SQ



### Stucchi consigliati Recommended grouts

KERAKOLL	02
MAPEI	111 Grigio Argento
LATICRETE	88 Silver Shadow


Shade variation




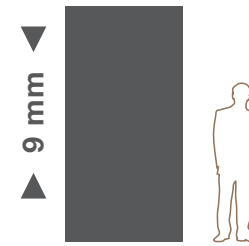
Slight variation

## PATTERN PRODOTTO / PRODUCT PATTERN


JW02  
1200x2780 - 48"x110"



JW02  
1200x2400 - 48"x96"



JW02  
1600x3200 - 63"x126"



## JEWELS BOOKMATCH

BOOKMATCH A



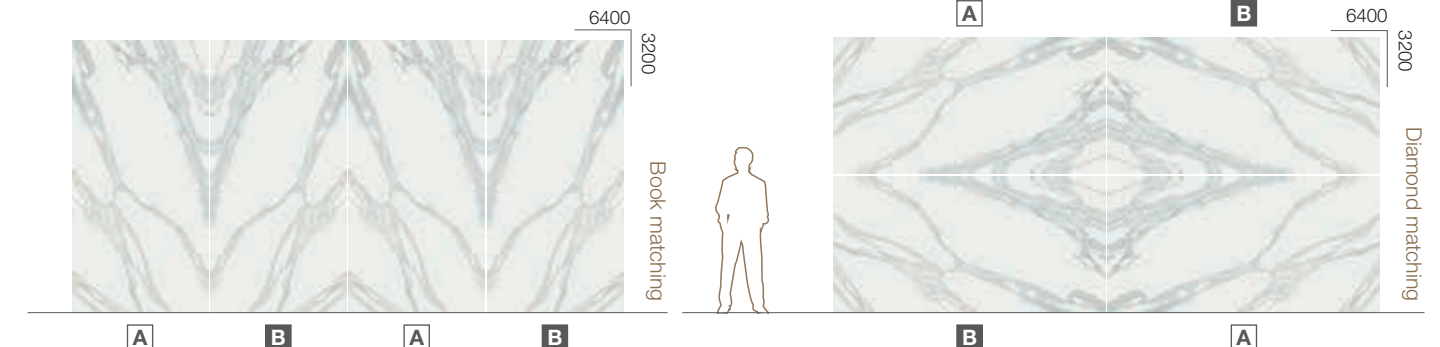
BOOKMATCH B



FORMATI / SIZES

1200x2780 48"x110"  
1600x3200 63"x126"

ALCUNI ESEMPI DI COMPOSIZIONE / LAYING PATTERN PROPOSALS:



Il processo produttivo non garantisce la continuità nel disegno della venatura tra i vari pezzi spediti. Eventuali disallineamenti tra le venature in continuità sono da considerarsi caratteristica intrinseca del prodotto. L'immagine rappresentata serve a dare un'idea indicativa del prodotto, toni e venature possono essere quindi suscettibili di variazioni.  
The production process does not guarantee continuity in the design of the veining among the various pieces provided. Any misalignment between the continuous veining is to be considered an intrinsic characteristic of the product. The image shown is merely indicative; the shades and veinings of the product may be subject to variations.

# J.

## STATUARIO LUNENSIS

JW12

6 mm

1200x2780  
48"x110"  
LUC SQ

**KIT VEIN MATCHING**  
1200x2780  
48"x110"  
LUC SQ

9 mm

1200x2400  
48"x96"  
LUC SQ

1200x1200  
48"x48"  
LUC SQ

600x1197  
24"x48"  
LUC SQ

600x600  
24"x24"  
LUC SQ

150x600  
6"x24"  
LUC SQ

12 mm

1620x3240  
63"x126"  
SLK NO SQ



**Stucchi consigliati**  
Recommended grouts

KERAKOLL	02
MAPEI	111 Grigio Argento
LATICRETE	88 Silver Shadow


Shade variation




Slight variation

## PATTERN PRODOTTO / PRODUCT PATTERN

JW12  
1200x2780 - 48"x110"



JW12  
1200x2400 - 48"x96"




JW12  
1600x3200 - 63"x126"



## JEWELS BOOKMATCH

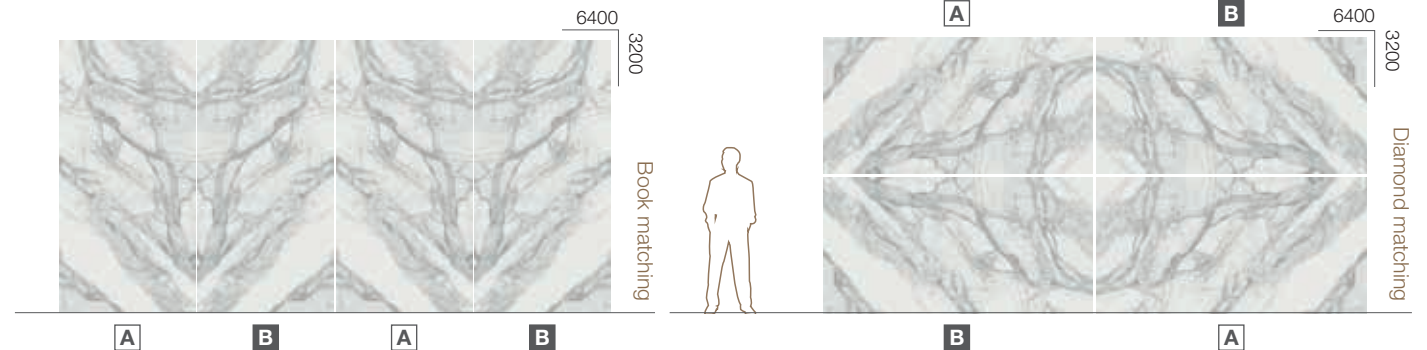
BOOKMATCH A BOOKMATCH B



FORMATI / SIZES

1200x2780 48"x110"

ALCUNI ESEMPI DI COMPOSIZIONE / LAYING PATTERN PROPOSALS:



Il processo produttivo non garantisce la continuità nel disegno della venatura tra i vari pezzi spediti. Eventuali disallineamenti tra le venature in continuità sono da considerarsi caratteristica intrinseca del prodotto. L'immagine rappresentata serve a dare un'idea indicativa del prodotto, toni e venature possono essere quindi suscettibili di variazioni.  
The production process does not guarantee continuity in the design of the veining among the various pieces provided. Any misalignment between the continuous veining is to be considered an intrinsic characteristic of the product. The image shown is merely indicative; the shades and veinings of the product may be subject to variations.



# J.

## STATUARIO VENATO

JW14

6 mm

1600x3200  
63"x126"  
LUC SQ

1600x1600  
63"x63"  
LUC SQ

1200x2780  
48"x110"  
LUC SQ / SLK SQ

**KIT VEIN MATCHING**  
1200x2780  
48"x110"  
LUC SQ

9 mm

1200x2400  
48"x96"  
LUC SQ

1200x1200  
48"x48"  
LUC SQ

600x1197  
24"x48"  
LUC SQ / NAT SQ

600x600  
24"x24"  
LUC SQ / NAT SQ

150x600  
6"x24"  
LUC SQ / NAT SQ

12 mm

1620x3240  
63"x126"  
LUC NO SQ / SLK NO SQ



**Stucchi consigliati**  
Recommended grouts

KERAKOLL	02
MAPEI	111 Grigio Argento
LATICRETE	88 Silver Shadow

Shade variation





Slight variation

## PATTERN PRODOTTO / PRODUCT PATTERN

JW14  
1200x2780 - 48"x110"

6 mm



JW14  
1200x2400 - 48"x96"

9 mm



JW14  
1600x3200 - 63"x126"

6 mm



## JEWELS BOOKMATCH

BOOKMATCH A

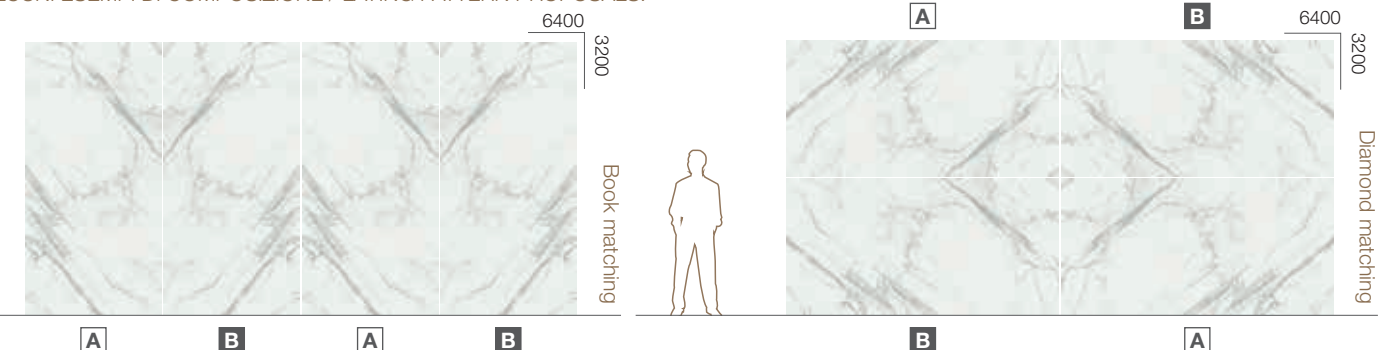
BOOKMATCH B



FORMATI / SIZES

1200x2780 48"x110"  
1600x3200 63"x126"

ALCUNI ESEMPI DI COMPOSIZIONE / LAYING PATTERN PROPOSALS:



Il processo produttivo non garantisce la continuità nel disegno della venatura tra i vari pezzi spediti. Eventuali disallineamenti tra le venature in continuità sono da considerarsi caratteristica intrinseca del prodotto. L'immagine rappresentata serve a dare un'idea indicativa del prodotto, toni e venature possono essere quindi suscettibili di variazioni.  
The production process does not guarantee continuity in the design of the veining among the various pieces provided. Any misalignment between the continuous veining is to be considered an intrinsic characteristic of the product. The image shown is merely indicative; the shades and veinings of the product may be subject to variations.

# J.

## ROYAL

JW03

6 mm

1200x2780  
48"x110"  
LUC SQ

9 mm

1200x2400  
48"x96"  
LUC SQ

1200x1200  
48"x48"  
LUC SQ

600x1197  
24"x48"  
LUC SQ

600x600  
24"x24"  
LUC SQ

150x600  
6"x24"  
LUC SQ

12 mm

1620x3240  
63"x126"  
SLK NO SQ



### Stucchi consigliati Recommended grouts

KERAKOLL	21
MAPEI	110 Manhattan
LATICRETE	89 Smoke Grey

Shade variation



Slight variation

# J.

## EMPERADOR

### SELECTED

JW05

9 mm

600x600  
24"x24"  
LUC SQ

150x600  
6"x24"  
LUC SQ



### Stucchi consigliati Recommended grouts

KERAKOLL	47
MAPEI	114 Antracite
LATICRETE	45 Raven

Shade variation



Slight variation



# J.

## BLACK GOLD

JW11

6 mm  
1200x2780  
48"x110"  
LUC SQ

9 mm  
600x600  
24"x24"  
LUC SQ

150x600  
6"x24"  
LUC SQ

### Stucchi consigliati Recommended grouts

KERAKOLL	11
MAPEI	114 Antracite
LATICRETE	45 Raven

Shade variation



Slight variation

# J.

## ONYKS

JW15

6 mm  
1600x3200  
63"x126"  
LUC SQ

1600x1600  
63"x63"  
LUC SQ

1200x2780  
48"x110"  
LUC SQ

9 mm  
1200x2400  
48"x96"  
LUC SQ

1200x1200  
48"x48"  
LUC SQ

600x1197  
24"x48"  
LUC SQ / NAT SQ

600x600  
24"x24"  
LUC SQ / NAT SQ

150x600  
6"x24"  
LUC SQ / NAT SQ

### Stucchi consigliati Recommended grouts

KERAKOLL	21
MAPEI	110 Manhattan
LATICRETE	89 Smoke Grey

Shade variation



Slight variation



# J.

## RAYMI

JW 16

6 mm

1600x3200  
63"x126"  
LUC SQ

1600x1600  
63"x63"  
LUC SQ

1200x2780  
48"x110"  
LUC SQ / SLK SQ

9 mm

1200x2400  
48"x96"  
LUC SQ

1200x1200  
48"x48"  
LUC SQ / NAT SQ

600x1197  
24"x48"  
LUC SQ / NAT SQ

600x600  
24"x24"  
LUC SQ / NAT SQ

150x600  
6"x24"  
LUC SQ / NAT SQ

 **Stucchi consigliati**  
Recommended grouts

KERAKOLL	08
MAPEI	112 Grigio Medio
LATICRETE	78 Sterling Silver

Shade variation



Slight variation

# J.

## MOONLESS

JW 17

6 mm

1600x3200  
63"x126"  
LUC SQ

1600x1600  
63"x63"  
LUC SQ

1200x2780  
48"x110"  
LUC SQ

9 mm

600x1197  
24"x48"  
LUC SQ / NAT SQ

600x600  
24"x24"  
LUC SQ / NAT SQ

150x600  
6"x24"  
LUC SQ / NAT SQ

12 mm

1620x3204  
63"x126"  
SLK NO SQ

 **Stucchi consigliati**  
Recommended grouts

KERAKOLL	12
MAPEI	114 Antracite
LATICRETE	45 Raven

Shade variation



Slight variation



# J.

## EXTRAWHITE

JW 19

6 mm

1600x3200  
63"x126"  
LUC SQ

1600x1600  
63"x63"  
LUC SQ

1200x2780  
48"x110"  
LUC SQ

9 mm

1200x2400  
48"x96"  
LUC SQ

1200x1200  
48"x48"  
LUC SQ / NAT SQ

600x1197  
24"x48"  
LUC SQ / NAT SQ

600x600  
24"x24"  
LUC SQ / NAT SQ

150x600  
6"x24"  
LUC SQ / NAT SQ

12 mm

1620x3240  
63"x126"  
SLK NO SQ




### Stucchi consigliati Recommended grouts

KERAKOLL	02
MAPEI	111 Grigio Argento
LATICRETE	88 Silver Shadow

Shade variation



Slight variation



wall  
Extrawhite JW 19 LUC ~ 1200x2780 / 48"x110"  
floor  
COSMOPOLITAN Mystic Grey CP 06 LUC SQ ~ 1200x1200 - 48"x48"

**J.**

JEWELS

**Js**

JEWELS SUIT

## Riassuntivo formati e imballi

Summary of sizes and packaging

Übersicht über Formate und Verpackungen

Récapitulatif formats et emballages

Sinóptico de formatos y embalajes

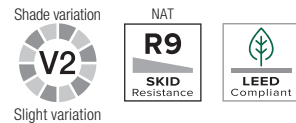
Краткая информация о форматах и упаковках

规格和包装概述










	Spessore - Thickness	≅ 12 mm	≅ 6 mm	≅ 6 mm	≅ 6 mm	≅ 9 mm	≅ 9 mm	≅ 9 mm	≅ 9 mm	≅ 9 mm								
	Superficie - Surface	LUC NO SQ	SLK NO SQ	LUC SQ	LUC SQ	SLK SQ	LUC SQ	LUC SQ	LUC SQ	NAT SQ	NAT SQ	LUC SQ	NAT SQ	LUC SQ	NAT SQ	LUC SQ	NAT	LUC
	JW01	—	—	—	UI40	—	—	SI89	SI67	—	—	TV12	—	TV45	—	TX57	SF71	OT02
	JW02	—	—	TQ31	UI41	—	TT87	SI90	SI68	—	—	TV13	—	TV46	—	TX58	SF90	OT03
	JW03	—	A	—	UG69	—	—	SI91	SI69	—	—	TV16	—	TV47	—	TX59	SG40	OT04
	JW05	—	—	—	—	—	—	—	—	—	—	—	—	TV49	—	TX61	SG41	OT06
	JW11	—	—	—	UG72	—	—	—	—	—	—	—	—	TV53	—	TX65	SF78	OW24
	JW12	—	A	—	UH72	—	—	SI98	SI76	—	—	TV21	—	TV54	—	TX66	SF77	SB46
	JW14	A	A	TT03	UG66	UG48	TT93	TP76	TP78	—	TV07	TV23	TV39	TV56	AHJ0	TX68	TR29	TR23
	JW15	—	—	TQ42	UI45	—	TT94	TN95	TN97	—	TV08	TV24	TV40	TV57	UU69	TX69	TR30	TR24
	JW16	—	—	AIP1	UG71	UI46	AJG2	TN96	TN98	TY31	TV09	TV25	TV41	TV58	U085	TX70	TR31	TR25
	JW17	—	A	TT06	UG73	—	TT95	—	—	—	UB06	UA04	TV42	TV59	AAU0	TX71	TR32	TR26
	JW19	—	A	AIP2	UG70	—	AJG3	UD82	UD81	UI90	TV11	TV27	TV44	TV61	UP92	TX73	TS15	TS14
	Peso lordo per scatola Gross weight per box	Please refer to website <a href="http://www.j.com">www.j.com</a>								41,44	29,14	22,16	25,26	-	-			
	Pezzi per scatola Pieces for box	Please refer to website <a href="http://www.j.com">www.j.com</a>								2	2	3	14	6	6			
	Mq. scatola Mq. box	Please refer to website <a href="http://www.j.com">www.j.com</a>								2,88	1,436	1,08	1,26	-	-			
	Scatole per full pallet Boxes per full pallet	Please refer to website <a href="http://www.j.com">www.j.com</a>								20	35	40	40	-	-			
	Mq./pallet	Please refer to website <a href="http://www.j.com">www.j.com</a>								57,60	50,26	43,20	50,40	-	-			










A: Available



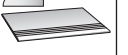

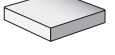



NAT: Naturale - Natural  
LUC: Lucido - Glossy  
SLK: Silk



<b>J.</b>					
	Bookmatch A 1200x2780 48"x110"	Bookmatch B 1200x2780 48"x110"	Bookmatch A 1600x3200 63"x126"	Bookmatch B 1600x3200 63"x126"	
Spessore - Thickness	± 9 mm		± 6 mm		
Superficie - Surface	LUC		LUC		
	<b>JW02</b>	<b>UI42</b>	<b>UI43</b>	<b>TZ91</b>	<b>TZ92</b>
	<b>JW12</b>	<b>UH73</b>	<b>UH74</b>	—	—
	<b>JW14</b>	<b>UG67</b>	<b>UG68</b>	<b>TT04</b>	<b>TT05</b>

								
	Zoccolo 150x300 6"x12"	Zoccolo Ang. Est. 20x150 6"x12"	Matita 20x300 4/5"x12"	Matita Ang. Est. 20x20 4/5"x4/5"	London 50x300 2"x12"	London Ang. Est. 20x50 4/5"x2"	Spigolo 10x300 2/5"x12"	Spigolo Ang. Est. 10x10 2/5"x2/5"
Spessore - Thickness								
Superficie - Surface	LUC	LUC	LUC	LUC	LUC	LUC	LUC	LUC
tutti i colori / all colors	<b>A</b>	<b>A</b>	<b>A</b>	<b>A</b>	<b>A</b>	<b>A</b>	<b>A</b>	<b>A</b>
 Pezzi per scatola Pieces for box	6	10	4	10	6	10	5	10

										
	Battiscopa 720x600 27/8"x24"	720x600 27/8"x24"	300x600 12"x24"	300x600 12"x24"	300x600 12"x24"	330x600 13 1/5"x24"	330x600 13 1/5"x24"	330x1197 13 1/5"x48"	330x330 13 1/5"x13 1/5"	330x330 13 1/5"x13 1/5"
Spessore - Thickness										
Superficie - Surface	LUC	NAT	LUC	NAT	NAT	LUC	NAT	LUC	LUC	NAT
tutti i colori / all colors	<b>A</b>	<b>A</b>	<b>A</b>	<b>A</b>	<b>A</b>	<b>A</b>	<b>A</b>	<b>A</b>	<b>A</b>	<b>A</b>
 Pezzi per scatola Pieces for box	10	10	7	7	7	4	4	2	4	4

**A: Available**  
**NAT: Naturale** - Natural      **LUC: Lucido** - Glossy  
 64 •

## BIG SIZES

### 6 MM

® **raccomanda l'utilizzo a pavimento di lastre in spessore 6 mm per le sole applicazioni in ambito residenziale, commerciale a traffico leggero e comunque in contesti ove non vi sia passaggio di carichi puntuali pesanti o transito di carrelli a ruote dure.**

Le lastre a 6mm, grazie al loro spessore ridotto, sono particolarmente indicate per la posa su pavimenti o rivestimenti preesistenti in marmo, pietra naturale, ceramica, senza la necessità di demolire la pavimentazione sottostante. Tale pavimentazione preesistente dovrà però essere planare, stabile, rigida e priva di rotture. In tutti questi casi sarà necessario valutare attentamente, assieme al progettista della pavimentazione, l'idoneità del sottofondo. In caso di dubbio sarà necessario valutare la necessità della demolizione e/o l'utilizzo di spessori tradizionali

La posa a pavimento su massetto di lastre in 6mm è invece fortemente condizionata dall'esecuzione ottimale dello stesso, dalla sua completa stagionatura, dal rispetto degli opportuni giunti di dilatazione nonché dalla posa a regola d'arte. Pertanto, in questi casi, per maggiore precauzione, ® suggerisce l'utilizzo del gres porcellanato in spessore tradizionale.

In generale, per l'applicazione a pavimento delle lastre in spessore 6mm, l'adesivo (da scegliere insieme al progettista in base alle caratteristiche del cantiere) dovrà essere applicato secondo il metodo della doppia spalmatura, al fine di assicurare la perfetta distribuzione dello stesso e di garantire un'adesione ottimale, evitando la formazione di eventuali vuoti che potrebbero essere causa di rotture.

## ACCORGIMENTI SPECIFICI PER L'APPLICAZIONE DELLE GRANDI LASTRE IN 6 MM DI SPESSORE.

PRECAUTIONS FOR 6MM BIG SLABS APPLICATIONS.

SPEZIFISCHE HINWEISE FÜR DIE VERLEGUNG VON 6 MM STARKEN PLATTEN ALS BODENBELAG.

PRÉCAUTIONS NÉCESSAIRES POUR L'APPLICATION AU SOL DE PLAQUES DE 6 MM D'ÉPAISSEUR.

PROCEDIMIENTOS ESPECÍFICOS PARA LA APLICACIÓN COMO PAVIMENTO DE PLACAS DE 6 MM DE ESPESOR.

**EN** ® **stresses that slabs 6 mm in thickness may only be used as flooring in residential and commercial environments that are subject to light traffic, and furthermore, in contexts where there is no circulation of heavy loads or hard-tyre trolleys.**

Thanks to the reduced thickness, the 6 mm slabs are a good solution for laying over pre-existing floors or tiling in marble, natural stone or ceramics, and avoid the necessity of demolishing the underlying floor. Such pre-existing flooring must, however, be even, stable, rigid and without breakages. Even if the floor conforms to all the above conditions, it is still necessary, together with the flooring project manager, to evaluate the suitability of the underlying layer. If there are any doubts, the need for demolition and/or the use of traditional thickness must be evaluated.

Successful laying of 6 mm slabs on a screed depends greatly on the skill with which it is laid, on its being left to cure completely and on the careful calculation of the appropriated junctures for dilation as well as being laid with due expertise. As a result, in these cases, ® recommends the use of a traditional thickness porcelain stoneware.

In general, when laying a floor of 6 mm thick slabs, the adhesive (to be selected together with the project manager based on the characteristics of the construction) must be applied using the double bonding technique, aimed at ensuring the perfect distribution of the adhesive to guarantee the best bond, avoiding the presence of any hollows that could cause breakages.

**FR** ® **recommande l'utilisation au sol de plaques de 6 mm d'épaisseur uniquement pour des applications dans un contexte résidentiel et commercial à faible affluence ainsi que dans des contextes dépourvus de passages de charges ponctuelles lourdes ou de chariots à roues durs.**

Les plaques de 6 mm d'épaisseur, grâce à leur épaisseur réduite, sont particulièrement adaptées à une pose sur des sols ou des revêtements préexistants en marbre, en pierre naturelle et en céramique, sans impliquer la démolition de la sous-couche. Cette sous-couche préexistante devra toutefois être plane, stable, rigide et privée de ruptures. Il sera dans tous les cas nécessaire d'évaluer attentivement, avec le concepteur du sol, la conformité de la sous-couche. En cas de doute, il sera nécessaire d'évaluer la nécessité de la démolition et/ou l'utilisation d'épaisseurs traditionnelles.

La pose au sol de plaques de 6 mm sur un fond est, au contraire, fortement conditionnée par l'exécution optimale de celui-ci, par son séchage complet, par le respect des joints de dilatation adaptés ainsi que par la pose à effectuer dans les règles de l'art. Ainsi, dans ce cas, pour plus de précaution, ® suggère l'utilisation du grès cérame dans une épaisseur traditionnelle.

En général, pour l'application au sol des plaques de 6 mm d'épaisseur, l'adhésif (à choisir avec le concepteur en fonction des caractéristiques du chantier) devra être appliqué suivant la méthode du double encollage afin de garantir non seulement la répartition parfaite de ce dernier mais aussi une adhérence optimale, en évitant ainsi la formation de vides éventuels qui pourrait provoquer des ruptures.

**DE** ® **empfiehlt die Verwendung von Platten mit Stärke 6 mm als Bodenbelag nur für Anwendungen im Privatbereich und in Gewerbe- und Objektbereichen mit geringer Trittbelastung, oder in Bereichen, in denen zumindest keine Rollwagen mit harten Rädern zum Einsatz kommen oder schwere punktuelle Belastungen auftreten.**

Die 6 mm starken Platten eignen sich aufgrund ihrer geringen Stärke besonders für die Verlegung auf bestehenden Bodenbelägen oder Wandverkleidungen aus Marmor, Naturstein, Keramik, ohne dass der darunterliegende Belag zuvor entfernt werden muss. Dieser bereits vorhandene Boden muss jedoch eben, stabil, hart und bruchsticher sein. In all diesen Fällen muss die Eignung des Untergrundes gemeinsam mit dem Architekten oder Planer zuvor sorgfältig geprüft werden. Im Zweifelsfall muss die Notwendigkeit einer Entfernung des bestehenden Bodenbelags und/oder die Verwendung herkömmlicher Stärken in Erwägung gezogen werden.

Die Verlegung von 6 mm starken Platten auf Estrich hängt besonders von der optimalen Ausführung des Estrichs selbst, von seiner vollständigen Reifung, der Beachtung der entsprechenden Ausdehnungsfugen sowie der nach den Regeln der Kunst ausgeführten Verlegung ab. Daher empfiehlt ® in diesen Fällen die Verwendung von Feinsteinzeug mit herkömmlicher Stärke.

Im Allgemeinen muss bei der Verlegung von 6 mm starken Platten als Bodenbelag der Klebstoff (der zusammen mit dem Planer nach den Eigenschaften des Verwendungsorts ausgewählt wird) doppelt aufgetragen werden (sowohl auf dem Untergrund als auch auf der Rückseite der Platte), um eine perfekte Verteilung und eine optimale Haftung zu gewährleisten und die Bildung von Hohlräumen zu vermeiden, die zu Bruch führen könnten.

**ES** ® **recomienda la utilización como pavimento de las placas de 6 mm de espesor solo para aplicaciones en ámbito residencial, en ambientes comerciales con tránsito reducido y, en cualquier caso, en contextos sin el paso de cargas pesadas localizadas o tránsito de carretillas con ruedas duras.**

Gracias a su reducido espesor, las placas de 6 mm están especialmente indicadas para la colocación sobre pavimentos o revestimientos preexistentes de mármol, piedra natural o cerámica, sin necesidad de demoler la pavimentación sobre la que se apoya. La pavimentación preexistente deberá ser, de cualquier modo, plana, estable, rígida y sin roturas. En todos estos casos, deberá analizarse atentamente, junto con el proyectista de la pavimentación, si la base es adecuada. En caso de dudas, habrá que considerar si es necesaria la demolición y/o la utilización de espesores tradicionales.

La colocación como pavimento sobre solera de las placas de 6 mm dependerá en gran medida de la óptima ejecución de la misma, de su completo curado, de que se respeten las juntas de dilatación necesarias, así como de una colocación adecuada. Para mayor precaución en estos casos, ® sugiere la utilización del gres porcelánico de espesor tradicional.
















En general, para la aplicación como pavimento de las placas de 6 mm espesor, el adhesivo (a elegir junto con el proyectista según las características del lugar de la obra) deberá utilizarse con la técnica del doble encolado, con el fin de garantizar la distribución perfecta del mismo y una óptima adherencia, evitando que se formen posibles vacíos que pudieran ocasionar roturas.

## CARATTERISTICHE TECNICHE

Technical specifications | Technische Eigenschaften | Caractéristiques techniques

Características técnicas | Технические характеристики | 技术特征

### STANDARD EN 14411 - G

<b>CARATTERISTICHE TECNICHE</b> TECHNICAL DATA TECHNISCHE DATEN CARACTERISTIQUES TECHNIQUES CARACTERÍSTICAS TÉCNICAS ТЕХНИЧЕСКИЕ ХАРАКТЕРИСТИКИ 技术特征		<b>NORMA</b> STANDARD NORM NORME NORMA ЗНАЧЕНИЯ 标准	<b>VALORI PRESCRITTI DALLE NORME EN 14411 - G</b> INTERNATIONAL STANDARDS EN 14411 - G INTERNATIONALE NORMWERTE EN 14411 - G VALEURS PREVUES PAR LES NORMES EN 14411 - G VALORES PREVISTOS POR LAS NORMAS EN 14411 - G ПРЕДУСМОТРЕННЫЕ СТАНДАРТОМ EN 14411-G EN 14411 - G标准规定值	<b>VALORE MEDIO</b> AVERAGE VALUE MITTELWERT VALEURS MOYEN VALOR MEDIO СРЕДНЕЕ ЗНАЧЕНИЕ 平均值		
<b>CARATTERISTICHE DIMENSIONALI</b> - SIZE CHARACTERISTICS - MASSEIGENSCHAFTEN DETERMINATION DES CARACTERISTIQUES DIMENSIONNELLES - CARACTERÍSTICAS DIMENSIONALES - РАЗМЕРНЫЕ ХАРАКТЕРИСТИКИ - 尺寸特征				<b>NAT</b> (UGL)	<b>LUC</b> (GL)	<b>SLK</b> (UGL)
	<b>LATI</b> SIDES - SEITEN COTES - CANTOS РАЗМЕРЫ СТОРОН - 側邊	EN ISO 10545-2	± 0,3% MAX (± 1,0 mm MAX)	CONFORME COMPLYING		
	<b>SPESORE</b> THICKNESS - DICKE EPAISSEUR - ESPESOR ТОЛЩИНА - 厚度	EN ISO 10545-2	± 5,0% MAX (± 0,5 mm MAX)	CONFORME COMPLYING		
	<b>RETTILINEITÀ DEGLI SPIGOLI</b> STRAIGHTNESS OF SIDES - GERADLINIGKEIT DER KANTEN RECTITUDE DES ARETES - RECTITUD DE LOS CANTOS КОСОУГОЛЬНОСТЬ - 边角平直度	EN ISO 10545-2	± 0,3% MAX (± 0,8 mm MAX)	CONFORME COMPLYING		
	<b>ORTOGONALITÀ</b> RECTANGULARITY - RECHTWINKLIGKEIT PERPENDICULARITÉ - ORTOGONALIDAD КРИВИЗНА СТОРОН - 直角度	EN ISO 10545-2	± 0,3% MAX (± 1,5 mm MAX)	CONFORME COMPLYING		
	<b>PLANARITÀ</b> SURFACE FLATNESS - EBENFLÄCHIGKEIT PLANEITE DE SURFACE - PLANEIDAD КРИВИЗНА ЛИЦЕВОЙ ПОВЕРХНОСТИ - 平整度	EN ISO 10545-2	± 0,4% MAX (± 1,8 mm MAX)	CONFORME COMPLYING		
	<b>ASSORBIMENTO D'ACQUA</b> WATER ABSORPTION - WASSERAUFNAHME ABSORPTION D'EAU - ABSORCIÓN DE AGUA ВОДОПОГЛОЩЕНИЕ - 吸水率	EN ISO 10545-3	≤ 0,5%	≤ 0,1%	≤ 0,1%	≤ 0,1%
	<b>RESISTENZA ALLA FLESSIONE</b> FLEXION RESISTANCE - BIEGEFESTIGKEIT RESISTANCE A LA FLEXION - RESISTENCIA A LA FLEXIÓN ПРЕДЕЛ ПРОЧНОСТИ ПРИ ИЗГИБЕ - 抗弯强度	EN ISO 10545-4	S ≥ 700 N (< 7,5 mm) S ≥ 1.300 N (> 7,5 mm)  R ≥ 35 N/mm².	±6 mm: S≥1100N R≥45 N/mm² ±9 mm: S≥2.500N R≥48 N/mm² ±12 mm: S≥4.500N R≥48 N/mm²		
	<b>RESISTENZA ALL'URTO</b> IMPACT RESISTANCE - STOSSFESTIGKEIT RESISTANCE AUX CHOCS - RESISTENCIA A LOS GOLPES УДАРСТОЙКОСТЬ - 抗冲击强度	EN ISO 10545-5	VALORE DICHIARATO DECLARED VALUE	> 0,89	> 0,89	> 0,89
	<b>RESISTENZA ALL'ABRASIONE</b> ABRASION RESISTANCE - ABRIEBFESTIGKEIT RESISTANCE A L'ABRASION - RESISTENCIA A LA ABRASIÓN СТОЙКОСТЬ К ИСТИРАНИЮ - 耐磨强度	EN ISO 10545-6	≤ 175 mm³	< 175 mm³	< 150 mm³	< 150 mm³
	<b>COEFFICIENTE DI DILATAZIONE TERMICA LINEARE</b> COEFFICIENT OF LINEAR THERMAL-EXPANSION - LINEARER WÄRMEAUDEHNUNGSKOEFFIZIENT - COEFFICIENT DE DILATATION THERMIQUE LINEAIRE - COEFICIENTE DE DILATACIÓN TÉRMICA LINEAL - КОЭФФИЦИЕНТ ЛИНЕЙНОГО ТЕРМИЧЕСКОГО РАСШИРЕНИЯ - 线性热膨胀系数	EN ISO 10545-8	—	α 6,2x10 <sup>-6</sup> °C <sup>-1</sup>	α 6,2x10 <sup>-6</sup> °C <sup>-1</sup>	α 6,2x10 <sup>-6</sup> °C <sup>-1</sup>
	<b>RESISTENZA AGLI SBALZI TERMICI</b> RESISTANCE TO THERMAL SHOCKS - BESTÄNDIGKEIT GEGEN TEMPERATURSCHWANKUN- GEN - RESISTANCE AUX CHOCS THERMIQUES - RESISTENCIA A LOS CHOQUES TÉRMICOS - СТОЙКОСТЬ К ПЕРЕПАДАМ ТЕМПЕРАТУРЫ - 耐热突变性	EN ISO 10545-9	TEST SUPERATO SECONDO EN ISO 10545-1 PASS ACCORDING EN ISO 10545-1	NESSUN DANNO NO DAMAGE		
	<b>RESISTENZA AL GELO</b> FROST RESISTANCE - FROSTBESTÄNDIGKEIT RESISTANCE AU GEL - RESISTENCIA AL HIELO МОРОЗОСТОЙКОСТЬ - 耐冻性	EN ISO 10545-12	TEST SUPERATO SECONDO EN ISO 10545-1 PASS ACCORDING EN ISO 10545-1	NESSUN DANNO NO DAMAGE		
	<b>RESISTENZA ALL'ATTACCO CHIMICO</b> RESISTANCE TO CHEMICALS - CHEMIKALIENBESTÄNDIGKEIT RESISTANCE A L'ATTAQUE CHIMIQUE - RESISTENCIA QUÍMICA ХИМИЧЕСКАЯ СТОЙКОСТЬ - 耐化学品作用	EN ISO 10545-13	B MIN.	A LA HA	A LA	A LA HA
	<b>RESISTENZA ALL'ABRASIONE SUPERFICIALE</b> SURFACE ABRASION RESISTANCE - ABRIEBFESTIGKEIT DER OBERFLÄCHE RÉSISTANCE À L'ABRASION SUPERFICIELLE - RESISTENCIA A LA ABRASION SUPERFICIAL - ХИМИЧЕСКАЯ СТОЙКОСТЬ - 耐表面磨损	EN ISO 10545-7	—	LUC PEI 5 (JW 01-02-03-12-14-15-19) PEI 4 (JW 16) / PEI 3 (JW 05) / PEI 2 (JW 11-17) *		
	<b>RESISTENZA ALLE MACCHIE</b> RESISTANCE TO STAINS - FLECKENBESTÄNDIGKEIT RESISTANCE AUX TACHES - RESISTENCIA A LAS MANCHAS УСТОЙЧИВОСТЬ К ПЯТНООБРАЗОВАНИЮ - 防污性	EN ISO 10545-14	VALORE DICHIARATO DECLARED VALUE	5	5	5
				NAT	LUC	SLK
<b>DM 236/89 BCRA</b>				> 0,40	-	-
<b>ANSI A326.3</b>				Wet and Dry	≥ 0,42	-
<b>AS 4586</b>				-	P2	-
<b>DIN 51130</b>				-	R9	-
<b>DIN 51097</b>				-	-	-
<b>UNE 41901</b>				≥ CL1	CL1	-
<b>BS 7976 sl.96-4S</b>				Wet and Dry	-	-
<b>BS 7976 sl.55-TRL</b>				Wet and Dry	-	-

Per i certificati specifici, contattare SpA - For specific certificates, please contact SPA - Für die speziellen Zertifikate wenden Sie sich bitte an SpA - Pour les certificats spécifiques, veuillez contacter SPA -

Para los certificados específicos, contactar SpA - Для сертификатов обращайтесь в компанию SpA - 关于具体的证书,请联系 Spa公司

\* La superficie LUC può essere soggetta a graffi se in contatto con materiali più duri (es sassi, frammenti di piastrella, etc...)

LUC finish can be subjected to scratches if in contact with harder materials (eg stones, tile fragments, etc...)



**GRANITI VICENTIA**  
GROUP

2135 State Highway 6 South  
Houston, Texas 77077

Phone: +1 713-869-0800

---

[www.granitivicentia.com](http://www.granitivicentia.com)  
[info@granitivicentia.com](mailto:info@granitivicentia.com)



**GRANITI VICENTIA**  
GROUP



**GRANITI VICENTIA**  

---

**GROUP**