

COSMOPOLITAN

PORCELAIN TILE



GRANITI VICENTIA
GROUP



GRANITI VICENTIA BRINGS VALUE TO OUR CUSTOMERS

Graniti Vicentia provides **solutions to create spaces** that support and reflect the individuality, image and brand statement of our customers. We offer a menu of products, services and support to develop your project from the conception to completion.

Our approach is based on a collaborative team of professionals who share their knowledge to work on the project, from concept design, to the technical development of product solutions, through installation.

OUR GOAL IS ALWAYS TO EXCEED THE OWNER'S EXPECTATIONS.

■ SURFACE SOLUTIONS FOR EVERY NEED

GV Surfaces is the division within Graniti Vicentia Group that focuses on surface solutions solutions. We provide innovative solutions that respond to the interior and exterior needs of each of our customers. The flexibility of ceramics allows for each surface to be defined and chosen to create a space with design intent. The portfolio of products offered is the continued effort of GV Surfaces

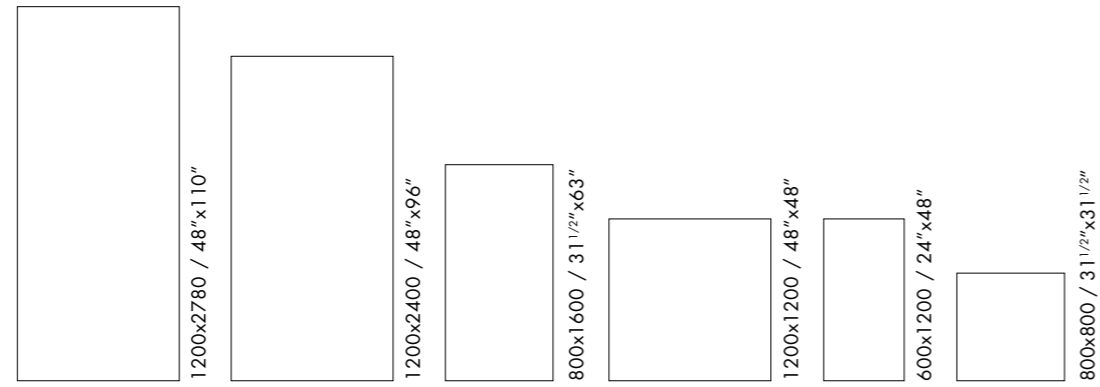
to keep current. We take great care to select products displaying the **latest trends** in design combined with the **extraordinary quality** and cutting-edge technology of the constant and never-ending research of our vendors. This, along with GV Group's offer of value added fabrication services, provides our customers with **value design**, quality and the performance of surface materials.

QUALITY PRODUCTS FOR UNIQUE PROJECTS.

COSMOPOLITAN

THE GLAMOUR OF MARBLE

FORMATI SIZES



SPESSORI THICKNESSES



± 9 mm



± 6 mm

SUPERFICI FINISHES

LUCIDA

NATURALE

COLORI COLOURS

Statuario Extra
CP 01



Calacatta Gold
CP 02



Arabescato Oro
CP 03



Statuario Fantastico
CP 04



White Crystal
CP 05



Mystic Grey
CP 06



Amazonite
CP 07



ARABESCATO ORO CP 03

Floor ▾
Arabescato Oro CP 03 LUC SQ
1200x1200 / 48"x48"

Wall ▶
Arabescato Oro CP 03 LUC SQ
1200x2780 / 48"x110"
GLOCAL Sugar GC 07 SP SQ
1200x2780 / 48"x110"


Countertop ▶
GLOCAL Sugar GC 07 SP





Floor ≡
Arabescato Oro CP 03 LUC SQ
1200x1200 / 48"x48"

Countertop †
GLOCAL Toffee GC 09 SP



ARABESCATO
ORO
CP 03

**STATUARIO
EXTRA**
CP 01

Floor ▾
Statuario Extra CP 01 LUC SQ
800x1600 / 31 1/2"x63"

Wall ▸
Statuario Extra CP 01 LUC SQ
1200x2780 / 48"x110"

Countertop
GLOCAL Classic GC 05 SP



STATUARIO
EXTRA
CP 01



Floor ▾
Statuario Extra CP 01 LUC SQ
800x1600 / 31 1/2"x63"

Wall ▸
Statuario Extra CP 01 LUC SQ
1200x2780 / 48"x110"

Countertop ▸
GLOCAL Classic GC 05 SP





STATUARIO
EXTRA
CP 01



Floor ≡
Statuario Extra CP 01 LUC SQ
600x1200 / 24"x48"

MYSTIC
GREY
CP 06



Wall ▸
Mystic Grey CP 06 LUC SQ
1200x2780 / 48"x110"

Floor ≡
GLOCAL Ginger GC 10 SP SQ
800x800 / 31 1/2"x31 1/2"



WHITE
CRYSTAL
CP 05



Floor ≡
White Crystal CP 05 LUC SQ
1200x1200 / 48"x48"

Wall ≡
White Crystal CP 05 LUC SQ
1200x2780 / 48"x110"





**CALACATTA
GOLD**
CP 02

Floor ▾
Calacatta Gold CP 02 LUC SQ
1200x1200 / 48"x48"

Wall ▶
Calacatta Gold CP 02 LUC SQ
1200x2780 / 48"x110"



CALACATTA
GOLD
CP 02



Floor ≡
Calacatta Gold CP 02 LUC SQ
800x800 / 31 1/2"x31 1/2"

Wall ▶
Calacatta Gold CP 02 LUC SQ
Bookmatch A+B
1200x2780 / 48"x110"



STATUARIO
FANTASTICO
CP 04



Wall ▶
Statuario Fantastico CP 04 LUC SQ
1200x2780 / 48"x110"

Floor ≡
GLOCAL Classic GC 05 SP SQ
800x800 / 31 1/2"x31 1/2"

Table ≡
Statuario Fantastico CP 04 LUC

STATUARIO
FANTASTICO
CP 04



Wall ▸
Statuario Fantastico CP 04 LUC SQ
1200x2780 / 48"x110"

Floor ▾
GLOCAL Classic GC 05 SP SQ
800x800 / 31 1/2"x31 1/2"

Table ▾
Statuario Fantastico CP 04 LUC



AMAZZONITE
CP 07

L.Y.
Langs

Wall ▸
Amazonite CP 07 LUC SQ
1200x2780 / 48"x110"

Floor ▾
JURUPA Wild JP 05 NAT SQ
200x1200 / 8"x48"

Table ▾
Amazonite CP 07 LUC



AMAZZONITE
CP 07

Wall ▶
Amazonite CP 07 LUC SQ
1200x2780 / 48"x110"

Floor ◡
JURUPA Wild JP 05 NAT SQ
200x1200 / 8"x48"

Table ◡
Amazonite CP 07 LUC



STATUARIO
EXTRA
CP 01

S H I R K I
T E A
H O U S E

Wall |
Statuario Extra CP 01 LUC SQ
1200x2740 / 48"x110"
Kit Vein Matching

Floor |
CLAY Verve CL 05 SP SQ
1200x1200 / 48"x48"

Countertop |
Mistic Grey CO 06 LUC

COSMOPOLITAN

THE GLAMOUR OF MARBLE

KIT VEIN MATCHING

Per offrire un servizio sempre più personalizzato, [®] mette a disposizione il Kit Vein Matching nei colori Statuario Extra CP 01 e Calacatta Gold CP 02, in formato 1200x2780 mm, superficie lucida.

Il kit è composto da 5 lastre numerate e dalle grafiche sequenziali ad effetto vena continua.

KIT VEIN MATCHING

For an increasingly customised service, [®] offers the Vein Matching Kit in the colours Statuario Extra CP 01 and Calacatta Gold CP 02, in the 1200x2780 mm, glossy finish. The kit is composed of 5 numbered slabs and sequential patterns that create a continuous vein effect.

KIT VEIN MATCHING

Um einen immer persönlicheren Service zu bieten, stellt [®] den Kit Vein Matching in den Farben Statuario Extra CP 01 und Calacatta Gold CP 02 im Format 1200x2780 mm mit glänzender Oberfläche zur Verfügung. Der Satz besteht aus 5 nummerierten Platten und aufeinander folgenden Grafiken mit dem Effekt der durchgehenden Ader.

KIT VEIN MATCHING

为了提供更个性化的服务, Mirage提供“纹理匹配 (Vein Matching)”套件, 颜色包括Statuario Extra CP 01和Calacatta Gold CP 02, 规格为1200x2780 mm, 亮光表面。该套件由5块有编号并具有连续纹理效果的序列图案的板材组成。

KIT VEIN MATCHING

Pour offrir un service de plus en plus personnalisé, [®] met à votre disposition le Kit Vein Matching dans les couleurs Statuario Extra CP 01 et Calacatta Gold CP 02, dans le format 1200x2780 mm, surface brillante. Le kit est composé de 5 plaques numérotées et de graphismes séquentiels à effet veine continue.

KIT VEIN MATCHING


Con el objetivo de ofrecer un servicio cada vez más personalizado, [®] pone a disposición el kit Vein Matching en los colores Statuario Extra CP 01 y Calacatta Gold CP 02 y en el formato de 1200x2780 mm, con acabado brillante. El kit está compuesto por 5 placas enumeradas y grafismos secuenciales con un efecto de veta continua.



FORMATO / SIZE

1200x2780 / 48"x110" LUC SQ

STATUARIO EXTRA CP 01



CALACATTA GOLD CP 02



Il processo produttivo non garantisce la continuità nel disegno della venatura tra i vari pezzi spediti. Eventuali disallineamenti tra le venature in continuità sono da considerarsi caratteristica intrinseca del prodotto. L'immagine rappresentata serve a dare un'idea indicativa del prodotto, toni e venature possono essere quindi suscettibili di variazioni.

The production process does not guarantee continuity in the design of the veining among the various pieces provided. Any misalignment between the continuous veining is to be considered an intrinsic characteristic of the product. The image shown is merely indicative; the shades and veinings of the product may be subject to variations.



COSMOPOLITAN

THE GLAMOUR OF MARBLE

L'ELEGANZA DI FINITURE PERFETTE

Rivestimenti e pavimenti, per casa e spazi pubblici a traffico medio.

La finitura LUCIDA è limitata a rivestimenti e pavimenti residenziali o comunque poco sollecitati, non a diretto contatto con aree esterne e dove non siano richieste prestazioni antiscivolo.

La lucidatura è realizzata agendo in modo meccanico; pertanto, come per qualsiasi pietra e marmo naturale, la sporadica presenza di piccole disuniformità nella lucentezza, o di puntini nella superficie, è da intendersi come una caratteristica del materiale che ne testimonia la particolare lavorazione.

THE ELEGANCE OF A PERFECT FINISH

Floors and walls for residential and medium-traffic public application.

The GLOSSY finish is dedicated to residential floors and wall cladding subject to slight stress and not in contact with outdoor areas. The glossy finish is achieved using a mechanical action, just as with stone and marble, the presence of small areas with a non-uniform shine or dots must be considered as an intrinsic feature of the material deriving from its special manufacturing.

DIE ELEGANZ PERFEKTER FINISHS.

Boden- und Wandfliesen für Zuhause und für öffentliche Räume mit mittlerer Beanspruchung.

Während die glänzende Oberfläche LUCIDA für Böden und Wände in Wohnräumen also für wenig beanspruchte Bereiche, jedoch nicht in Kontakt mit Außenbereichen, eingesetzt werden kann. Das Polieren erfolgt durch mechanisches Einwirken; wie bei jedem Stein und bei jedem Marmor können sporadische und leichte Ungleichmäßigkeiten im Glanz oder Punkte auf der Oberfläche auftreten, dies ist jedoch eine Eigenschaft des Materials, das von der speziellen Verarbeitung herrührt.

L'ÉLÉGANCE DE FINITIONS PARFAITES.

Des revêtements et des sols pour la maison et les espaces publics caractérisés par un passage moyen.

La finition LUCIDA est dédiée à des revêtements et sols résidentiels ou dans tous les cas peu sollicités, non en contact avec l'extérieur. Le polissage est réalisé en agissant mécaniquement; comme pour n'importe quelle pierre ou marbre, la présence sporadique de zones brillantes ou de détails de surface différents est bel et bien une caractéristique de la matière qui témoigne du type de facture particulier.

LA ELEGANCIA DE ACABADOS PERFECTOS


Revestimientos y pavimentos para la casa y para espacios públicos de tráfico medio.

El acabado LUSTRADO es apropiado para los revestimientos y pavimentos residenciales o sometidos a poco esfuerzo, que no están en contacto con áreas exteriores. El lustrado es realizado mediante una acción mecánica; como para cualquier piedra y mármol, la esporádica presencia de pequeñas desigualdades de brillo, o de puntitos sobre la superficie, deben considerarse como una característica del material que atestigua la particular elaboración.

完美装饰的优雅

墙砖和地砖，适用于住宅和中等人流量的公共场所。

“抛光”表面处理仅限于住宅或承受应力少、不与外部区域直接接触、且不要求滑动性能的墙砖和地砖。抛光通过机械作用进行；因此，与任何天然石材和大理石一样，光泽的不均匀性或表面中的小点的零星存在，应被视为材料的固有特征，是其经过特殊加工的明证。



STATUARIO EXTRA CP 01

≈ 6 mm
 1200x2780 / 48"x110"
 LUC SQ
 NAT SQ

1200x2780 Bookmatch / 48"x110"
 LUC SQ

1200x2780 Kit Vein Matching / 48"x110"
 LUC SQ

≈ 9 mm
 1200x2400 / 48"x96"
 LUC SQ


1200x1200 / 48"x48"
 LUC SQ

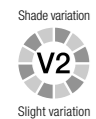
800x1600 / 31^{1/2}"x63"
 LUC SQ

800x800 / 31^{1/2}"x31^{1/2}"
 LUC SQ
 NAT SQ

600x1200 / 24"x48"
 LUC SQ

Stucchi consigliati
 Recommended grouts

KERAKOLL	03	
MAPEI	103 Bianco Luna	
LATICRETE	44 Bright White	



PATTERN PRODOTTO / PRODUCT PATTERN
1200x2780 / 48"x110"



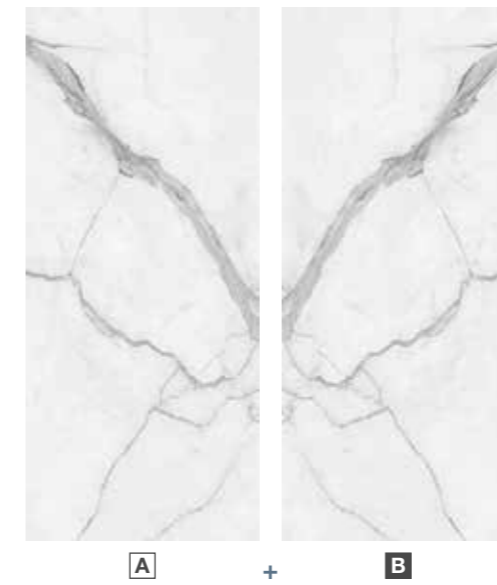
KIT VEIN MATCHING A 5 LASTRE PAG 35
VEIN MATCHING KIT, PLEASE REFER TO PAGE 35




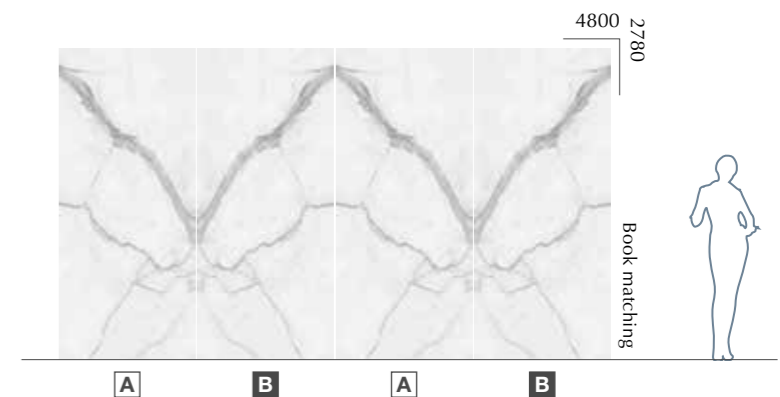
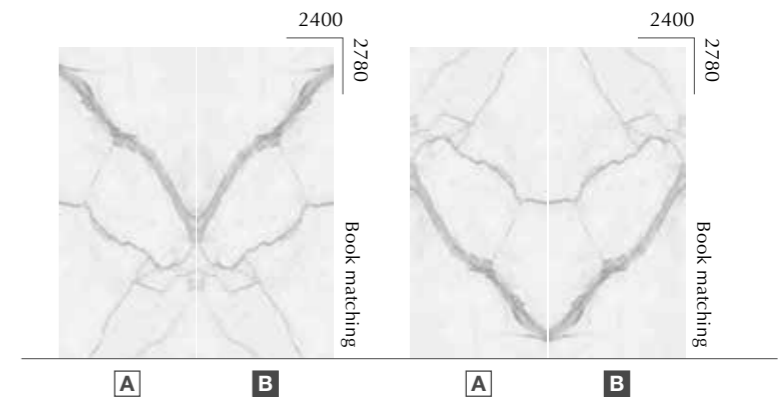
BOOKMATCH COMPOSITION

FORMATI / SIZES

1200x2780 / 48"x110" LUC SQ



ALCUNI ESEMPI DI COMPOSIZIONE / LAYING PATTERN PROPOSALS



Il processo produttivo non garantisce la continuità nel disegno della venatura tra i vari pezzi spediti. Eventuali disallineamenti tra le venature in continuità sono da considerarsi caratteristica intrinseca del prodotto. L'immagine rappresentata serve a dare un'idea indicativa del prodotto, toni e venature possono essere quindi suscettibili di variazioni.

The production process does not guarantee continuity in the design of the veining among the various pieces provided. Any misalignment between the continuous veining is to be considered an intrinsic characteristic of the product. The image shown is merely indicative; the shades and veinings of the product may be subject to variations.

CALACATTA GOLD

CP 02



≈ 6 mm

1200x2780 / 48"x110"
LUC SQ
NAT SQ

1200x2780 Bookmatch / 48"x110"
LUC SQ

1200x2780 Kit Vein Matching / 48"x110"
LUC SQ

≈ 9 mm

1200x2400 / 48"x96"
LUC SQ

1200x1200 / 48"x48"
LUC SQ

800x1600 / 31 1/2"x63"
LUC SQ

800x800 / 31 1/2"x31 1/2"
LUC SQ
NAT SQ

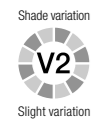
600x1200 / 24"x48"
LUC SQ

Stucchi consigliati
Recommended grouts

KERAKOLL 03

MAPEI 103 Bianco Luna

LATICRETE 44 Bright White



PATTERN PRODOTTO / PRODUCT PATTERN
1200x2780 / 48"x110"

≈ 6 mm



KIT VEIN MATCHING A 5 LASTRE PAG 35
VEIN MATCHING KIT, PLEASE REFER TO PAGE 35




BOOKMATCH COMPOSITION

FORMATI / SIZES

1200x2780 / 48"x110" LUC SQ



ALCUNI ESEMPI DI COMPOSIZIONE / LAYING PATTERN PROPOSALS



Il processo produttivo non garantisce la continuità nel disegno della venatura tra i vari pezzi spediti. Eventuali disallineamenti tra le venature in continuità sono da considerarsi caratteristica intrinseca del prodotto. L'immagine rappresentata serve a dare un'idea indicativa del prodotto, toni e venature possono essere quindi suscettibili di variazioni.

The production process does not guarantee continuity in the design of the veining among the various pieces provided. Any misalignment between the continuous veining is to be considered an intrinsic characteristic of the product. The image shown is merely indicative; the shades and veinings of the product may be subject to variations.

ARABESCATO ORO CP 03



≥ 6 mm 1200x2780 / 48"x110"
 LUC SQ
 NAT SQ

1200x2780 Bookmatch / 48"x110"
LUC SQ

≥ 9 mm 1200x2400 / 48"x96"
 LUC SQ




1200x1200 / 48"x48"
LUC SQ

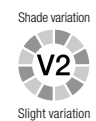
800x1600 / 31 1/2"x63"
LUC SQ

800x800 / 31 1/2"x31 1/2"
LUC SQ

600x1200 / 24"x48"
LUC SQ

Stucchi consigliati
Recommended grouts

KERAKOLL	03	
MAPEI	103 Bianco Luna	
LATICRETE	44 Bright White	



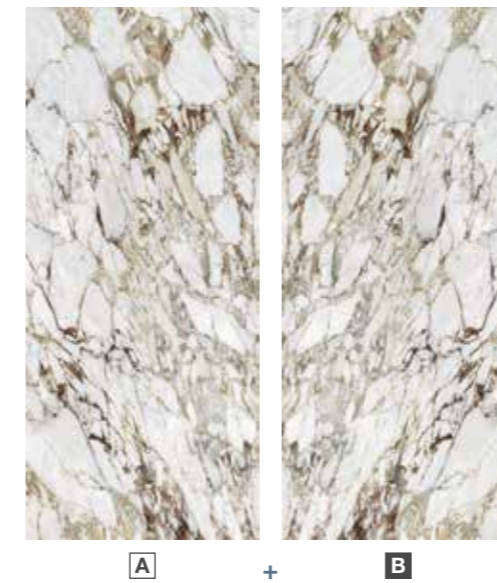
PATTERN PRODOTTO / PRODUCT PATTERN
1200x2780 / 48"x110"




BOOKMATCH COMPOSITION

FORMATO / SIZE

1200x2780 / 48"x110" LUC SQ



ALCUNI ESEMPI DI COMPOSIZIONE / LAYING PATTERN PROPOSALS



Il processo produttivo non garantisce la continuità nel disegno della venatura tra i vari pezzi spediti. Eventuali disallineamenti tra le venature in continuità sono da considerarsi caratteristica intrinseca del prodotto. L'immagine rappresentata serve a dare un'idea indicativa del prodotto, toni e venature possono essere quindi suscettibili di variazioni.

The production process does not guarantee continuity in the design of the veining among the various pieces provided. Any misalignment between the continuous veining is to be considered an intrinsic characteristic of the product. The image shown is merely indicative; the shades and veinings of the product may be subject to variations.


**STATUARIO
FANTASTICO**
CP 04

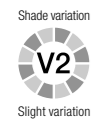


±6 mm

1200x2780 / 48"x110"
LUC SQ

Stucchi consigliati
Recommended grouts

KERAKOLL	03	
MAPEI	103 Bianco Luna	
LATICRETE	44 Bright White	



**WHITE
CRYSTAL**
CP 05



±6 mm

1200x2780 / 48"x110"
LUC SQ

±9 mm

1200x2400 / 48"x96"
LUC SQ

1200x1200 / 48"x48"
LUC SQ

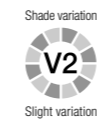
800x1600 / 31^{1/2}"x63"
LUC SQ

800x800 / 31^{1/2}"x31^{1/2}"
LUC SQ

600x1200 / 24"x48"
LUC SQ

Stucchi consigliati
Recommended grouts

KERAKOLL	07	
MAPEI	111 Grigio Argento	
LATICRETE	88 Silver Shadow	



MYSTIC GREY

CP 06

±6 mm
1200x2780 / 48"x110"
LUC SQ

±9 mm
1200x2400 / 48"x96"
LUC SQ

1200x1200 / 48"x48"
LUC SQ

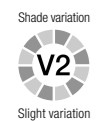
800x1600 / 31¹/₂"x63"
LUC SQ

800x800 / 31¹/₂"x31¹/₂"
LUC SQ

600x1200 / 24"x48"
LUC SQ

Stucchi consigliati
Recommended grouts

KERAKOLL	08	
MAPEI	112 Grigio Medio	
LATICRETE	89 Smoke Grey	



AMAZZONITE

CP 07

±6 mm
1200x2780 / 48"x110"
LUC SQ

±9 mm
1200x2400 / 48"x96"
LUC SQ

1200x1200 / 48"x48"
LUC SQ

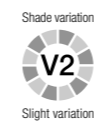
800x1600 / 31¹/₂"x63"
LUC SQ

800x800 / 31¹/₂"x31¹/₂"
LUC SQ

600x1200 / 24"x48"
LUC SQ

















Stucchi consigliati
Recommended grouts





KERAKOLL	09	
MAPEI	113 Grigio Cemento	
LATICRETE	78 Sterling Silver	








RIASSUNTIVO FORMATI E IMBALLI

Summary of sizes and packaging
 Übersicht über Formate und Verpackungen
 Récapitulatif formats et emballages
 Sinóptico de formatos y embalajes
 规格和包装概述

												
	KIT VEIN MATCHING 1200x2780 48"x110" 5 LASTRE / 5 SLABS	Bookmatch A 1200x2780 48"x110"	Bookmatch B 1200x2780 48"x110"	1200x2780 48"x110"	1200x2400 48"x96"	1200x1200 48"x48"	800x1600 31 1/2"x63"	800x800 31 1/2"x31 1/2"	600x1200 24"x48"			
	FORMATI - SIZES											
Spessore - Thickness	± 6 mm	± 6 mm	± 6 mm	± 6 mm	± 9 mm	± 9 mm	± 9 mm	± 9 mm	± 9 mm	± 9 mm		
Superficie - Surface	LUC	LUC	LUC	LUC	NAT	LUC	LUC	LUC	LUC	NAT		
	STATUARIO EXTRA CP 01	AVF2	AGP6	AGP7	AGP5	A	AJC6	AGO8	AIB2	AIA5	AJC4	ARO3
	CALACATTA GOLD CP 02	AVJ2	AGP9	AGQ0	AGP8	A	AJC7	AGO9	AIB3	AIA6	AJC5	ARO4
	ARABESCATO ORO CP 03	-	AGQ2	AGQ3	AGQ1	A	AJC8	AGP0	AIB4	AIA7	-	ARO5
	STATUARIO FANTASTICO CP 04	-	-	-	AGQ4	-	-	-	-	-	-	-
	WHITE CRYSTAL CP 05	-	-	-	AGQ5	-	AJD0	AGP2	AIB6	AIA9	-	AIW6
	MYSTIC GREY CP 06	-	-	-	AGQ6	-	AJD1	AGP3	AIB7	AIB0	-	AIW7
	AMAZZONITE CP 07	-	-	-	AGQ7	-	AJD2	AGP4	AIB8	AIB1	-	AIW8

				
	Mosaico 36T* 300x300 12"x12"	Mosaico 144 300x300 12"x12"	Foliage 323x305 13"x12"	Plume 300x300 12"x12"
	DECORI - DECORS			
	LUC	LUC	LUC	LUC
	AHG7	AHH4	AHI1	AIF5
	AHG8	AHH5	AHI2	AIF6
	AHG9	AHH6	AHI3	AIF7
	-	-	-	-
	AHH1	AHH8	AHI5	AIF9
	AHH2	AHH9	AHI6	AIG0
	AHH3	AHI0	AHI7	AIG1

	Peso lordo per scatola Gross weight per box Bruttogewicht pro Karton Poids brut par boîte Peso bruto por caja Вес брутто коробки				
	Pezzi per scatola Pieces for box Stück pro Karton Pièces pour boîte Piezas por caja Штук в коробке				
	mq. scatola mq. box mq. Karton mq. boîte mq. caja кв.м в коробке				
	Scatole / full pallet Boxes / full pallet Stück / volle Palette Pièces / palette complete Cajas / pallet completo Коробок в паллете				
	mq./pallet				
			61,56	55,12	27,36
			2	2	2
			2,88	2,56	1,28
			20	16	48
			57,60	40,96	61,44

	-	-	-	-
	6	6	10	6
	-	-	-	-
	-	-	-	-
	-	-	-	-

A: Disponibile - Available

* Decoro su rete - Mesh-backed decoration

NAT: Naturale - Natural | LUC: Lucido

Shade variation








Slight variation









LEED Compliant


RIASSUNTIVO FORMATI E IMBALLI

Summary of sizes and packaging
Übersicht über Formate und Verpackungen
Récapitulatif formats et emballages
Sinóptico de formatos y embalajes
规格和包装概述

				
Battiscopa** 72x800 2 ⁷ / ₈ "x31 ¹ / ₂ "	Gradino A** 330x800 13 ¹ / ₅ "x31 ¹ / ₂ "	Gradino G** 330x1200 330x800 13 ¹ / ₅ "x48"	Gradino B 330x800 13 ¹ / ₅ "x31 ¹ / ₂ "	Gradino B Ang. 330x330 13 ¹ / ₂ "x13 ¹ / ₅ "

PEZZI SPECIALI - SPECIAL PIECES

Su perficie - Surface		LUC	NAT	LUC	NAT	LUC	LUC	NAT	LUC	NAT	LUC	LUC	NAT
	STATUARIO EXTRA CP 01	AIG9	ALE1	ATV2	ATW6	AEH2	ATV9	ATW7	AII2	ALE5	AHE2	AHD5	ALE3
	CALACATTA GOLD CP 02	AIH0	ALE2	ATV3	ATW8	AEH3	ATW0	ATW9	AII3	ALE6	AHE3	AHD6	ALE4
	ARABESCATO ORO CP 03	AIH1	-	ATV4	-	AEH4	ATW1	-	AII4	-	AHE4	AHD7	-
	WHITE CRYSTAL CP 05	AIH3	-	ATV6	-	AEH6	ATW3	-	AII6	-	AHE6	AHD9	-
	MYSTIC GREY CP 06	AIH4	-	ATV7	-	AEH7	ATW4	-	AII7	-	AHE7	AHE0	-
	AMAZZONITE CP 07	AIH5	-	ATV8	-	AEH8	ATW5	-	AII8	-	AHE8	AHE1	-

	Pezzi per scatola Pieces for box Stück pro Karton Pièces pour boîte Piezas por caja Штук в коробке	10	7	2	7	4	2	4
---	--	----	---	---	---	---	---	---

A: Disponibile - Available

* Decoro su rete - Mesh-backed decoration

NAT: Naturale - Natural | LUC: Lucido

Shade variation



Slight variation



ACCORGIMENTI SPECIFICI PER L'APPLICAZIONE DELLE GRANDI LASTRE IN 6 MM DI SPESSORE.

Precautions for 6mm big slabs applications.
Spezifische Anweisungen zur Nutzung der Grossformate in 6mm.
Precautions spécifiques pour la pose des grandes plaques en 6mm d'épaisseur.
在地板铺设6毫米厚的陶瓷板材的具体措施。

6MM

ACCORGIMENTI SPECIFICI PER L'APPLICAZIONE A PAVIMENTO DI LASTRE IN 6 MM DI SPESSORE.

Mirage® raccomanda l'utilizzo a pavimento di lastre in spessore 6 mm per le sole applicazioni in ambito residenziale, commerciale a traffico leggero e comunque in contesti ove non vi sia passaggio di carichi puntuali pesanti o transito di carrelli a ruote dure.

Le lastre a 6mm, grazie al loro spessore ridotto, sono particolarmente indicate per la posa su pavimenti o rivestimenti preesistenti in marmo, pietra naturale, ceramica, senza la necessità di demolire la pavimentazione sottostante. Tale pavimentazione preesistente dovrà però essere planare, stabile, rigida e priva di rotture. In tutti questi casi sarà necessario valutare attentamente, assieme al progettista della pavimentazione, l'idoneità del sottofondo. In caso di dubbio sarà necessario valutare la necessità della demolizione e/o l'utilizzo di spessori tradizionali. La posa a pavimento su massetto di lastre in 6mm è invece fortemente condizionata dall'esecuzione ottimale dello stesso, dalla sua completa stagionatura, dal rispetto degli opportuni giunti di dilatazione nonché dalla posa a regola d'arte. Pertanto, in questi casi, per maggiore precauzione, suggerisce l'utilizzo del gres porcellanato in spessore tradizionale.

In generale, per l'applicazione a pavimento delle lastre in spessore 6mm, l'adesivo (da scegliere insieme al progettista in base alle caratteristiche del cantiere) dovrà essere applicato secondo il metodo della doppia spalmatura, al fine di assicurare la perfetta distribuzione dello stesso e di garantire un'adesione ottimale, evitando la formazione di eventuali vuoti che potrebbero essere causa di rotture.

PRÉCAUTIONS NÉCESSAIRES POUR L'APPLICATION AU SOL DE PLAQUES DE 6 MM D'ÉPAISSEUR.

recommande l'utilisation au sol de plaques de 6 mm d'épaisseur uniquement pour des applications dans un contexte résidentiel et commercial à faible affluence ainsi que dans des contextes dépourvus de passages de charges ponctuelles lourdes ou de chariots à roues dures. Les plaques de 6 mm d'épaisseur, grâce à leur épaisseur réduite, sont particulièrement adaptées à une pose sur des sols ou des revêtements préexistants en marbre, en pierre naturelle et en céramique, sans impliquer la démolition de la sous-couche. Cette sous-couche préexistante devra toutefois être plane, stable, rigide et privée de ruptures. Il sera dans tous les cas nécessaire d'évaluer attentivement, avec le concepteur du sol, la conformité de la sous-couche. En cas de doute, il sera nécessaire d'évaluer la nécessité de la démolition et/ou l'utilisation d'épaisseurs traditionnelles.

La pose au sol de plaques de 6 mm sur un fond est, au contraire, fortement conditionnée par l'exécution optimale de celui-ci, par son séchage complet, par le respect des joints de dilatation adaptés ainsi que par la pose à effectuer dans les règles de l'art. Ainsi, dans ce cas, pour plus de précaution, suggère l'utilisation du grès cérame dans une épaisseur traditionnelle.

En général, pour l'application au sol des plaques de 6 mm d'épaisseur, l'adhésif (à choisir avec le concepteur en fonction des caractéristiques du chantier) devra être appliqué suivant la méthode du double encollage afin de garantir non seulement la répartition parfaite de ce dernier mais aussi une adhérence optimale, en évitant ainsi la formation de vides éventuels qui pourrait provoquer des ruptures.

SPECIFIC MEASURES FOR LAYING SLABS OF 6 MM THICKNESS ON THE FLOOR.

stresses that slabs 6 mm in thickness may only be used as flooring in residential and commercial environments that are subject to light traffic, and furthermore, in contexts where there is no circulation of heavy loads or hard-tyre trolleys.

Thanks to the reduced thickness, the 6 mm slabs are a good solution for laying over pre-existing floors or tiling in marble, natural stone or ceramics, and avoid the necessity of demolishing the underlying floor. Such pre-existing flooring must, however, be even, stable, rigid and without breakages. Even if the floor conforms to all the above conditions, it is still necessary, together with the flooring project manager, to evaluate the suitability of the underlying layer. If there are any doubts, the need for demolition and/or the use of traditional thickness must be evaluated. Successful laying of 6 mm slabs on a screed depends greatly on the skill with which it is laid, on its being left to cure completely and on the careful calculation of the appropriated junctures for dilation as well as being laid with due expertise. As a result, in these cases, recommends the use of a traditional thickness porcelain stoneware.

In general, when laying a floor of 6 mm thick slabs, the adhesive (to be selected together with the project manager based on the characteristics of the construction) must be applied using the double bonding technique, aimed at ensuring the perfect distribution of the adhesive to guarantee the best bond, avoiding the presence of any hollows that could cause breakages.

在地板铺设6毫米厚的陶瓷板材的具体措施。

建议仅在住宅、人流量低的商业环境以及任何没有重负荷或硬轮手推车通过的环境中，铺设厚度为6毫米的地板专用陶瓷板材。

这些6毫米厚的陶瓷板材，由于厚度减小，特别适合直接铺设在现有的大理石、天然石材和陶瓷地砖或墙砖上面，而无需拆除下面的现有铺设地板。不过，这些现有的铺设地板必须是平坦、稳定、刚性并且没有破损。在所有这些情况下，必须与地板设计师一起仔细评估地基的适合性。如有疑问，必须评估是否需要拆除和/或使用传统厚度的地砖。

在找平层上铺设6毫米厚的陶瓷板材，则很大程度上受到找平层是否施工良好、是否完全干固、是否留有适当的伸缩缝以及是否按照标准完美铺设等方面的限制。因此，在这些情况下，为了谨慎起见，建议使用传统厚度的瓷质砖。

通常，在地板上铺设6毫米厚的陶瓷板材时，必须根据双层涂抹方法来涂抹粘合剂（与设计师一起根据场地的特性而选择），以确保其涂抹完美、均匀，并保证最佳附着力，避免形成任何可能导致破裂的空隙。

SPEZIFISCHE HINWEISE FÜR DIE VERLEGUNG VON 6 MM STARKEN PLATTEN ALS BODENBELAG.


















empfiehlt die Verwendung von Platten mit Stärke 6 mm als Bodenbelag nur für Anwendungen im Privatbereich und in Gewerbe- und Objektbereichen mit geringer Trittbelastung, oder in Bereichen, in denen zumindest keine Rollwagen mit harten Rädern zum Einsatz kommen oder schwere punktuelle Belastungen auftreten.

Die 6 mm starken Platten eignen sich aufgrund ihrer geringen Stärke besonders für die Verlegung auf bestehenden Bodenbelägen oder Wandverkleidungen aus Marmor, Naturstein, Keramik, ohne dass der darunterliegende Belag zuvor entfernt werden muss. Dieser bereits vorhandene Boden muss jedoch eben, stabil, hart und bruchstark sein. In all diesen Fällen muss die Eignung des Untergrundes gemeinsam mit dem Architekten oder Planer zuvor sorgfältig geprüft werden. Im Zweifelsfall muss die Notwendigkeit einer Entfernung des bestehenden Bodenbelags und/oder die Verwendung herkömmlicher Stärken in Erwägung gezogen werden.

Die Verlegung von 6 mm starken Platten auf Estrich hängt besonders von der optimalen Ausführung des Estrichs selbst, von seiner vollständigen Reifung, der Beachtung der entsprechenden Ausdehnungsfugen sowie der nach den Regeln der Kunst ausgeführten Verlegung ab. Daher empfiehlt in diesen Fällen die Verwendung von Feinsteinzeug mit herkömmlicher Stärke.

Im Allgemeinen muss bei der Verlegung von 6 mm starken Platten als Bodenbelag der Klebstoff (der zusammen mit dem Planer nach den Eigenschaften des Verwendungsorts ausgewählt wird) doppelt aufgetragen werden (sowohl auf dem Untergrund als auch auf der Rückseite der Platte), um eine perfekte Verteilung und eine optimale Haftung zu gewährleisten und die Bildung von Hohlräumen zu vermeiden, die zu Bruch führen könnten.

STANDARD EN 14411 - G

CARATTERISTICHE TECNICHE TECHNICAL DATA TECHNISCHE DATEN CARACTERÍSTICAS TÉCNICAS CARACTERÍSTICAS TÉCNICAS ТЕХНИЧЕСКИЕ ХАРАКТЕРИСТИКИ 技术特征		NORMA STANDARD NORM NORME NORMA НОРМА ЗНАЧЕНИЯ 标准	VALORI PRESCRITTI DALLE NORME EN 14411 - G INTERNATIONAL STANDARDS EN 14411 - G INTERNATIONALE NORMWERTE EN 14411 - G VALEURS PREVUES PAR LES NORMES EN 14411 - G VALORES PREVISTOS POR LAS NORMAS EN 14411 - G ПРЕДУСМОТРЕННЫЕ СТАНДАРТОМ EN 14411-G EN 14411 - G标准规定值	VALORE MEDIO AVERAGE VALUE MITTELWERT VALEURS MOYEN VALOR MEDIO СРЕДНЕЕ ЗНАЧЕНИЕ 平均值	
CARATTERISTICHE DIMENSIONALI - SIZE CHARACTERISTICS - MASSEIGENSCHAFTEN DETERMINATION DES CARACTERISTIQUES DIMENSIONNELLES - CARACTERÍSTICAS DIMENSIONALES - РАЗМЕРНЫЕ ХАРАКТЕРИСТИКИ - 尺寸特征				LUC (GL)	NAT (UGL)
	LATI SIDES - SEITEN COTES - CANTOS РАЗМЕРЫ СТОРОН - 側边	EN ISO 10545-2	± 0,3% MAX (± 1,0 mm MAX)	CONFORME COMPLYING	
	SPESORE THICKNESS - DICKE ÉPAISSEUR - ESPESOR ТОЛЩИНА - 厚度	EN ISO 10545-2	± 5,0% MAX (± 0,5 mm MAX)	CONFORME COMPLYING	
	RETTILINEITÀ DEGLI SPIGOLI STRAIGHTNESS OF SIDES - GERADLINIGKEIT DER KANTEN RECTITUDE DES ARETES - RECTITUD DE LOS CANTOS КОСОУГОЛЬНОСТЬ - 边角平直度	EN ISO 10545-2	± 0,3% MAX (± 0,8 mm MAX)	CONFORME COMPLYING	
	ORTOGONALITÀ RECTANGULARITY - RECHTWINKLIGKEIT PERPENDICULARITÉ - ORTOGONALIDAD КРИВИЗНА СТОРОН - 直角度	EN ISO 10545-2	± 0,3% MAX (± 1,5 mm MAX)	CONFORME COMPLYING	
	PLANARITÀ SURFACE FLATNESS - EBENFLÄCHIGKEIT PLANEITÉ DE SURFACE - PLANEIDAD КРИВИЗНА ЛИЦЕВОЙ ПОВЕРХНОСТИ - 平整度	EN ISO 10545-2	± 0,4% MAX (± 1,8 mm MAX)	CONFORME COMPLYING	
	ASSORBIMENTO D'ACQUA WATER ABSORPTION - WASSERAUFNAHME ABSORPTION D'EAU - ABSORCIÓN DE AGUA ВОДОПОГЛОЩЕНИЕ - 吸水率	EN ISO 10545-3	≤ 0,5%	≤ 0,1%	
	RESISTENZA ALLA FLESSIONE FLEXION RESISTANCE - BIEGEFESTIGKEIT RESISTENCIA A LA FLEXION - RESISTENCIA A LA FLEXIÓN ПРЕДЕЛ ПРОЧНОСТИ ПРИ ИЗГИБЕ - 抗弯强度	EN ISO 10545-4	S ≥ 700 N (< 7,5 mm) S ≥ 1.300 N (> 7,5 mm) R ≥ 0,48 N/mm².	± 6 mm: S ≥ 1100 N R ≥ 45 N/mm² ± 9 mm: S ≥ 2.500 N R ≥ 48 N/mm²	
	RESISTENZA ALL'URTO IMPACT RESISTANCE - STOSSEFESTIGKEIT RESISTANCE AUX CHocs - RESISTENCIA A LOS GOLPES УДАРОСТОЙКОСТЬ - 抗冲击强度	EN ISO 10545-5	VALORE DICHIARATO DECLARED VALUE	> 0,80	
	RESISTENZA ALL'ABRASIONE ABRASION RESISTANCE - ABRIEBFESTIGKEIT RESISTANCE A L'ABRASION - RESISTENCIA A LA ABRASIÓN СТОЙКОСТЬ К ИСТИРАНИЮ - 耐磨强度	EN ISO 10545-6	≤ 175 mm³	< 150 mm³	
	COEFFICIENTE DI DILATAZIONE TERMICA LINEARE COEFFICIENT OF LINEAR THERMAL-EXPANSION - LINEARER WÄRMEAUDEHNUNGSKOEFFIZIENT COEFFICIENT DE DILATATION THERMIQUE LINEAIRE - COEFICIENTE DE DILATACIÓN TÉRMICA LINEAL КОЭФФИЦИЕНТ ЛИНЕЙНОГО ТЕРМИЧЕСКОГО РАСШИРЕНИЯ - 线性热膨胀系数	EN ISO 10545-8	—	α 6,2x10 ⁻⁶ /°C	
	RESISTENZA AGLI SBALZI TERMICI RESISTANCE TO THERMAL SHOCKS - BESTÄNDIGKEIT GEGEN TEMPERATURSCHWANKUNGEN RESISTANCE AUX CHocs THERMIQUES - RESISTENCIA A LOS CHOQUES TÉRMICOS СТОЙКОСТЬ К ПЕРЕПАДАМ ТЕМПЕРАТУРЫ - 耐热突变性	EN ISO 10545-9	TEST SUPERATO SECONDO EN ISO 10545-1 PASS ACCORDING EN ISO 10545-1	NESSUN DANNO NO DAMAGE	
	RESISTENZA AL GELO FROST RESISTANCE - FROSTBESTÄNDIGKEIT RESISTANCE AU GEL - RESISTENCIA AL HIELO МОРОЗОСТОЙКОСТЬ - 耐冻性	EN ISO 10545-12	TEST SUPERATO SECONDO EN ISO 10545-1 PASS ACCORDING EN ISO 10545-1	NESSUN DANNO NO DAMAGE	
	RESISTENZA ALL'ATTACCO CHIMICO RESISTANCE TO CHEMICALS - CHEMIKALIENBESTÄNDIGKEIT RESISTANCE A L'ATTAQUE CHIMIQUE - RESISTENCIA QUÍMICA ХИМИЧЕСКАЯ СТОЙКОСТЬ - 耐化学品作用	EN ISO 10545-13	B MIN.	A LA	A LA HA
	RESISTENZA ALL'ABRASIONE SUPERFICIALE SURFACE ABRASION RESISTANCE - ABRIEBFESTIGKEIT DER OBERFLÄCHE RESISTANCE À L'ABRASION SUPERFICIELLE - RESISTENCIA A LA ABRASIÓN SUPERFICIAL ХИМИЧЕСКАЯ СТОЙКОСТЬ - 耐表面磨损	EN ISO 10545-7	—	LUC PEI 5 (CP 01-02-03-04-05-06) PEI 4 (CP 07)	
	RESISTENZA ALLE MACCHIE RESISTANCE TO STAINS - FLECKENBESTÄNDIGKEIT RESISTANCE AUX TACHES - RESISTENCIA A LAS MANCHAS УСТОЙЧИВОСТЬ К ПЯТНООБРАЗОВАНИЮ - 防污性	EN ISO 10545-14	VALORE DICHIARATO DECLARED VALUE	5	
	CESSIONE DI PIOMBO E CADMIO LEAD AND CADMIUM DISCHARGE - ABGABE VON BLEI UND CADMIUM PERTE DE PLOMB ET CADMIUM - CESIÓN DE PLOMO Y CADMIO ВЫДЕЛЕНИЕ СВИНЦА И КАДМИЯ - 铅和镉的排放	EN ISO 10545-15	VALORE DICHIARATO DECLARED VALUE	< AL LIMITE DI RILEVAMENTO < THAN INSTRUMENT LIMIT	
				LUC	NAT
	DM 236/89 BCRA		> 0,40	-	> 0,40
	ANSI A326.3		Wet and Dry	-	≥ 0,42
	AS 4586		-	-	P2
	DIN 51130		-	-	R9
	DIN 51097		-	-	-
	UNE 41901		≥ CL1	-	CL1
	BS 7976 sl.96-4S		Wet and Dry	-	-
	BS 7976 sl.55-TRL		Wet and Dry	-	-
	SCIVOLOSITÀ SKID RESISTANCE - RUTSCHWERT GLISSANCE - ADHERENCIA СКОЛЬЗКОСТЬ - 防滑性				

Per i certificati specifici, contattare SpA - For specific certificates, please contact SpA - Für die speziellen Zertifikate wenden Sie sich bitte an SpA - Pour les certificats spécifiques, veuillez contacter SpA - Para los certificados específicos, contactar SpA - Для сертификатов обращайтесь в компанию SpA - 关于具体的证书,请联系 SpA公司

* La superficie LUC può essere soggetta a graffi se in contatto con materiali più duri (es sassi, frammenti di piastrella, etc...)
LUC finish can be subjected to scratches if in contact with harder materials (eg stones, tile fragments, etc...)



GRANITI VICENTIA
GROUP

2135 State Highway 6 South
Houston, Texas 77077

Phone: +1 713-869-0800

www.granitivicentia.com
info@granitivicentia.com



GRANITI VICENTIA
GROUP



GRANITI VICENTIA

GROUP