


Brick

EQUIPE

EQUIPE

2

Brick



10x20 cm.
4" x 8"

6x24,6 cm.
2 1/2" x 10"



Brick White 6x24,6

4



Brick Town 10x20

Brick


EQUIPE

5





Brick Village 10x20 / White 6x24,6





Brick Black 6x24,6

EQUIPE








Acabado artesanal Craftsmanship Finish

6x24,6 cm.
2½" x 10"



4 mm

**Junta mínima
recomendada**

*Minimum grouting
recommended*

El formato 6x24,6 cm. tiene una **variación de calibre** entre piezas buscando un mejor resultado estético y cercano al ladrillo natural. Por ello se recomienda una junta de colocación entre 4 y 10 mm.

*2½"x10" format is produced with significant **size variation**, to achieve an aesthetic result which is close to the natural brick look. Therefore, a grout between 4 and 10 mm. is strictly recommended.*

City



Quarter






White



Graphite

Alta destonificación High shade variation



La colección BRICK ha sido desarrollada con **múltiples diseños gráficos y diversos relieves** por color para que la variación entre las piezas sea un fiel reflejo del ladrillo tradicional artesanal.

*BRICK collection has been designed with **multiple graphic patterns and different reliefs** so the variation between tiles results in a reflection of traditional handmade bricks.*



District



Town



Village

Brick

EQUIPE

16

10x20 cm.
4" x 8"

6x24,6 cm.
2 1/2" x 10"



<0,5% BI₃



>1300 N



7



3




5



≥ 4 mm



White 10x20
23012 EQ-5



Graphite 10x20
23014 EQ-5



White 6x24,6
23004 EQ-5



Graphite 6x24,6
23006 EQ-5



City 10x20
23011 EQ-5



Town 10x20
23008 EQ-5



City 6x24,6
23003 EQ-5




Town 6x24,6
23000 EQ-5



District 10x20
23009 EQ-5



Village 10x20
23007 EQ-5



Quarter 10x20
23010 EQ-5



District 6x24,6
23001 EQ-5



Village 6x24,6
22999 EQ-5



Quarter 6x24,6
23002 EQ-5

| FORMATO / SIZE | Kg/pza | pzs | Kg | m ² | pzs | Kg | m ² | cajas |
|---------------------------|--------|-----|-------|----------------|-------|-------|----------------|-------|
| 10 x 20 cm. 4" x 8" | 0,385 | 50 | 19,25 | 1,00 | 3.000 | 1.155 | 60 | 60 |
| 6 x 24,6 cm. 2 1/2" x 10" | 0,275 | 68 | 18,75 | 1,00 | 4.080 | 1.125 | 60 | 60 |



Brick District 6x24,6



EQUIPE

Ctra. CV-190 km 9,1
12122 Figueroles (Castellón) Spain

T. +34 964 381 930 | F. +34 964 381 907
comercial@equipceramicas.com

www.equipceramicas.com